

UNIVERSITY OF TORONTO



3 1761 01756754 6

QA
462
S8
c.1

PASC



Digitized by the Internet Archive
in 2007 with funding from
Microsoft Corporation

IN THE SAME SERIES.

LECTURES ON ELEMENTARY MATHEMATICS. By JOSEPH LOUIS LAGRANGE. From the French by *Thomas J. McCormack*. With portrait and biography. Pages, 172. Cloth, \$1.00 net (4s. 6d. net).

ON CONTINUITY AND IRRATIONAL NUMBERS, and ON THE NATURE AND MEANING OF NUMBERS. By R. DEDEKIND. From the German by *W. W. Beman*. Pages, 115. Cloth, 75 cents net (3s. net).

ON THE STUDY AND DIFFICULTIES OF MATHEMATICS. By AUGUSTUS DE MORGAN. Reprint edition, with portrait and bibliographies. Pp., 288. Cloth, \$1.25 net (4s. 6d. net).

ELEMENTARY ILLUSTRATIONS OF THE DIFFERENTIAL AND INTEGRAL CALCULUS. By AUGUSTUS DE MORGAN. Reprint edition. With a bibliography of text-books of the Calculus. Pp., 144. Price, \$1.00 net (4s. 6d. net).

MATHEMATICAL ESSAYS AND RECREATIONS. By PROF. HERMANN SCHUBERT, of Hamburg, Germany. From the German by *T. J. McCormack*. Essays on Number, The Magic Square, The Fourth Dimension, The Squaring of the Circle. Pages, 149. Price, Cloth, 75c. net (3s. net).

A BRIEF HISTORY OF ELEMENTARY MATHEMATICS. By DR. KARL FINK, of Tübingen. From the German by *W. W. Beman* and *D. E. Smith*. Pp. 333. Cloth, \$1.50 net (5s. 6d. net).

GEOMETRIC EXERCISES IN PAPER-FOLDING. By T. SUNDARA ROW. Edited and revised by *W. W. Beman* and *D. E. Smith*. With many half-tone engravings from photographs of actual exercises, and a package of papers for folding. Pages, x, 148. Cloth, \$1.00 net (4s. 6d. net).

THE OPEN COURT PUBLISHING COMPANY

324 DEARBORN ST., CHICAGO.

LONDON: Kegan Paul, Trench, Trübner & Co., Ltd.

T. SUNDARA ROW'S

Geometric Exercises in Paper Folding

Edited and Revised by

WOOSTER WOODRUFF BEMAN

PROFESSOR OF MATHEMATICS IN THE UNIVERSITY OF MICHIGAN

and

DAVID EUGENE SMITH

PROFESSOR OF MATHEMATICS IN TEACHERS' COLLEGE
OF COLUMBIA UNIVERSITY


WITH 87 ILLUSTRATIONS

59749
24/6/03

CHICAGO
THE OPEN COURT PUBLISHING COMPANY

LONDON AGENTS
KEGAN PAUL, TRENCH, TRÜBNER & Co., LTD.

1901



COPYRIGHT BY
THE OPEN COURT PUBLISHING Co.
1901

QA
462
58

1912
P. W. P. P.

EDITORS' PREFACE.

OUR attention was first attracted to Sundara Row's *Geometrical Exercises in Paper Folding* by a reference in Klein's *Vorlesungen über ausgewählte Fragen der Elementargeometrie*. An examination of the book, obtained after many vexatious delays, convinced us of its undoubted merits and of its probable value to American teachers and students of geometry. Accordingly we sought permission of the author to bring out an edition in this country, which permission was most generously granted.

The purpose of the book is so fully set forth in the author's introduction that we need only to say that it is sure to prove of interest to every wide-awake teacher of geometry from the graded school to the college. The methods are so novel and the results so easily reached that they cannot fail to awaken enthusiasm.

Our work as editors in this revision has been confined to some slight modifications of the proofs, some additions in the way of references, and the insertion of a considerable number of half-tone reproductions of actual photographs instead of the line-drawings of the original.

W. W. BEMAN.

D. E. SMITH.

CONTENTS.

	PAGE
Introduction	vii
I. The Square	1
II. The Equilateral Triangle	9
III. Squares and Rectangles	14
IV. The Pentagon	30
V. The Hexagon	35
VI. The Octagon	39
VII. The Nonagon	45
VIII. The Decagon and the Dodecagon	47
IX. The Pentadecagon	50
X. Series	52
XI. Polygons	67
XII. General Principles	82
XIII. The Conic Sections.	
Section I. The Circle	102
Section II. The Parabola	115
Section III. The Ellipse	121
Section IV. The Hyperbola	126
XIV. Miscellaneous Curves	131

INTRODUCTION.

THE *idea* of this book was suggested to me by Kindergarten Gift No. VIII.—Paper-folding. The gift consists of two hundred variously colored squares of paper, a folder, and diagrams and instructions for folding. The paper is colored and glazed on one side. The paper may, however, be of self-color, alike on both sides. In fact, any paper of moderate thickness will answer the purpose, but colored paper shows the creases better, and is more attractive. The kindergarten gift is sold by any dealers in school supplies; but colored paper of both sorts can be had from stationery dealers. Any sheet of paper can be cut into a square as explained in the opening articles of this book, but it is neat and convenient to have the squares ready cut.

2. These exercises do not require mathematical instruments, the only things necessary being a pen-knife and scraps of paper, the latter being used for setting off equal lengths. The squares are themselves simple substitutes for a straight edge and a T square.

3. In paper-folding several important geometric processes can be effected much more easily than with

a pair of compasses and ruler, the only instruments the use of which is sanctioned in Euclidean geometry; for example, to divide straight lines and angles into two or more equal parts, to draw perpendiculars and parallels to straight lines. It is, however, not possible in paper-folding to describe a circle, but a number of points on a circle, as well as other curves, may be obtained by other methods. These exercises do not consist merely of drawing geometric figures involving straight lines in the ordinary way, and folding upon them, but they require an intelligent application of the simple processes peculiarly adapted to paper-folding. This will be apparent at the very commencement of this book.

4. The use of the kindergarten gifts not only affords interesting occupations to boys and girls, but also prepares their minds for the appreciation of science and art. Conversely the teaching of science and art later on can be made interesting and based upon proper foundations by reference to kindergarten occupations. This is particularly the case with geometry, which forms the basis of every science and art. The teaching of plane geometry in schools can be made very interesting by the free use of the kindergarten gifts. It would be perfectly legitimate to require pupils to fold the diagrams with paper. This would give them neat and accurate figures, and impress the truth of the propositions forcibly on their minds. It would not be necessary to take any statement on trust.

But what is now realised by the imagination and idealisation of clumsy figures can be seen in the concrete. A fallacy like the following would be impossible.

5. *To prove that every triangle is isosceles.* Let ABC , Fig. 1, be any triangle. Bisect AB in Z , and through Z draw ZO perpendicular to AB . Bisect the angle ACB by CO .

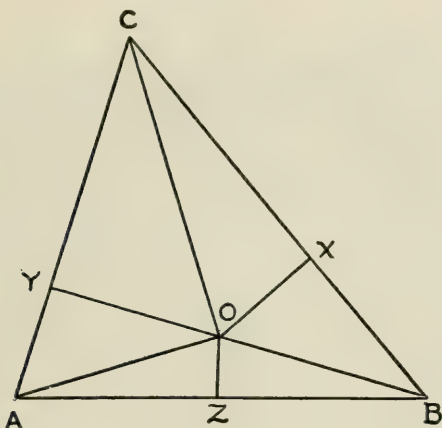


Fig. 1.

(1) If CO and ZO do not meet, they are parallel. Therefore CO is at right angles to AB . Therefore $AC = BC$.

(2) If CO and ZO do meet, let them meet in O . Draw OX perpendicular to BC and OY perpendicular to AC . Join OA , OB . By Euclid I, 26 (B. and S., § 88, cor. 7)* the triangles YOC and XOC are con-

* These references are to Beman and Smith's *New Plane and Solid Geometry*, Boston, Ginn & Co., 1899.

gruent; also by Euclid I, 47 and I, 8 (B. and S., § 156 and § 79) the triangles AOY and BOX are congruent. Therefore

$$AY + YC = BX + XC,$$

i. e., $AC = BC$.

Fig. 2 shows by paper-folding that, whatever triangle be taken, CO and ZO cannot meet within the triangle.

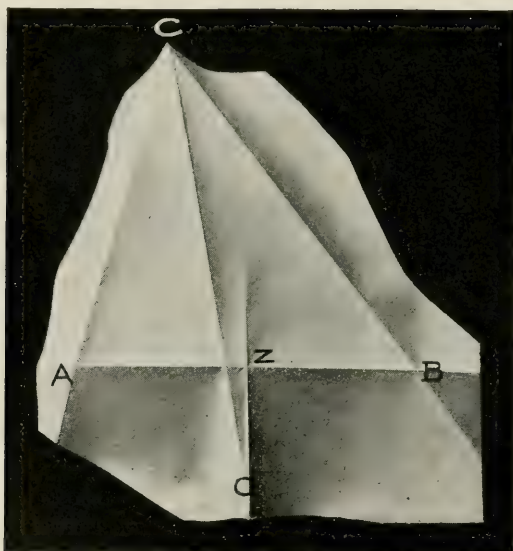


Fig. 2.

O is the mid-point of the arc AOB of the circle which circumscribes the triangle ABC .

6. Paper-folding is not quite foreign to us. Folding paper squares into natural objects—a boat, double

boat, ink bottle, cup-plate, etc., is well known, as also the cutting of paper in symmetric forms for purposes of decoration. In writing Sanskrit and Mah-rati, the paper is folded vertically or horizontally to keep the lines and columns straight. In copying letters in public offices an even margin is secured by folding the paper vertically. Rectangular pieces of paper folded double have generally been used for writing, and before the introduction of machine-cut letter paper and envelopes of various sizes, sheets of convenient size were cut by folding and tearing larger sheets, and the second half of the paper was folded into an envelope inclosing the first half. This latter process saved paper and had the obvious advantage of securing the post marks on the paper written upon. Paper-folding has been resorted to in teaching the XIth Book of Euclid, which deals with figures of three dimensions.* But it has seldom been used in respect of plane figures.

7. I have attempted not to write a complete treatise or text-book on geometry, but to show how regular polygons, circles and other curves can be folded or pricked on paper. I have taken the opportunity to introduce to the reader some well known problems of ancient and modern geometry, and to show how algebra and trigonometry may be advantageously applied to geometry, so as to elucidate each of the subjects which are usually kept in separate pigeon-holes.

* See especially Beman and Smith's *New Plane and Solid Geometry*, p. 287.

8. The first nine chapters deal with the folding of the regular polygons treated in the first four books of Euclid, and of the nonagon. The paper square of the kindergarten has been taken as the foundation, and the other regular polygons have been worked out thereon. Chapter I shows how the fundamental square is to be cut and how it can be folded into equal right-angled isosceles triangles and squares. Chapter II deals with the equilateral triangle described on one of the sides of the square. Chapter III is devoted to the Pythagorean theorem (B. and S., § 156) and the propositions of the second book of Euclid and certain puzzles connected therewith. It is also shown how a right-angled triangle with a given altitude can be described on a given base. This is tantamount to finding points on a circle with a given diameter.

9. Chapter X deals with the arithmetic, geometric, and harmonic progressions and the summation of certain arithmetic series. In treating of the progressions, lines whose lengths form a progressive series are obtained. A rectangular piece of paper chequered into squares exemplifies an arithmetic series. For the geometric the properties of the right-angled triangle, that the altitude from the right angle is a mean proportional between the segments of the hypotenuse (B. and S., § 270), and that either side is a mean proportional between its projection on the hypotenuse and the hypotenuse, are made use of. In this connexion the Delian problem of duplicating a cube has been

explained.* In treating of harmonic progression, the fact that the bisectors of an interior and corresponding exterior angle of a triangle divide the opposite side in the ratio of the other sides of the triangle (B. and S., § 249) has been used. This affords an interesting method of graphically explaining systems in involution. The sums of the natural numbers and of their cubes have been obtained graphically, and the sums of certain other series have been deduced therefrom.

10. Chapter XI deals with the general theory of regular polygons, and the calculation of the numerical value of π . The propositions in this chapter are very interesting.

11. Chapter XII explains certain general principles, which have been made use of in the preceding chapters,—congruence, symmetry, and similarity of figures, concurrence of straight lines, and collinearity of points are touched upon.

12. Chapters XIII and XIV deal with the conic sections and other interesting curves. As regards the circle, its harmonic properties among others are treated. The theories of inversion and co-axial circles are also explained. As regards other curves it is shown how they can be marked on paper by paper-folding. The history of some of the curves is given, and it is shown how they were utilised in the solution

* See Beman and Smith's translation of Klein's *Famous Problems of Elementary Geometry*, Boston, 1897; also their translation of Fink's *History of Mathematics*, Chicago, The Open Court Pub. Co., 1900.

of the classical problems, to find two geometric means between two given lines, and to trisect a given rectilinear angle. Although the investigation of the properties of the curves involves a knowledge of advanced mathematics, their genesis is easily understood and is interesting.

13. I have sought not only to aid the teaching of geometry in schools and colleges, but also to afford mathematical recreation to young and old, in an attractive and cheap form. "Old boys" like myself may find the book useful to revive their old lessons, and to have a peep into modern developments which, although very interesting and instructive, have been ignored by university teachers.

T. SUNDARA ROW.

MADRAS, INDIA, 1893.

I. THE SQUARE.

1. The upper side of a piece of paper lying flat upon a table is a plane surface, and so is the lower side which is in contact with the table.

2. The two surfaces are separated by the material of the paper. The material being very thin, the other sides of the paper do not present appreciably broad surfaces, and the edges of the paper are practically lines. The two surfaces though distinct are inseparable from each other.

3. Look at the irregularly shaped piece of paper shown in Fig. 3, and at this page which is rectangular. Let us try and shape the former paper like the latter.

4. Place the irregularly shaped piece of paper upon the table, and fold it flat upon itself. Let $X'X$ be the crease thus formed. It is straight. Now pass a knife along the fold and separate the smaller piece. We thus obtain one straight edge.

5. Fold the paper again as before along BY , so that the edge $X'X$ is doubled upon itself. Unfolding the paper, we see that the crease BY is at right angles to the edge $X'X$. It is evident by superposition that

the angle YBX' equals the angle XBY , and that each of these angles equals an angle of the page. Now pass

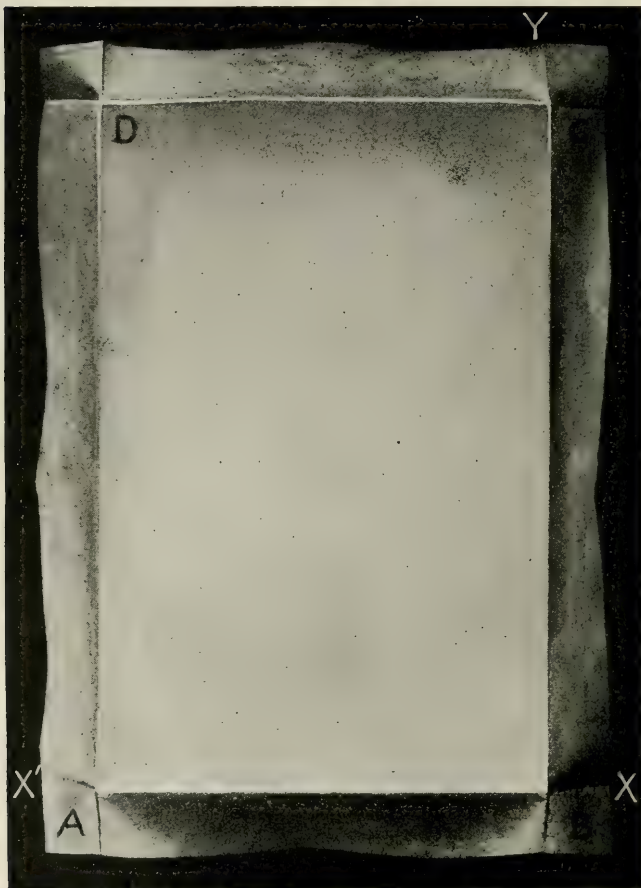


Fig. 3.

a knife as before along the second fold and remove the smaller piece.

6. Repeat the above process and obtain the edges CD and DA . It is evident by superposition that the angles at A, B, C, D , are right angles, equal to one another, and that the sides BC, CD are respectively




Fig. 4.

equal to DA, AB . This piece of paper (Fig. 3) is similar in shape to the page.

7. It can be made equal in size to the page by taking a larger piece of paper and measuring off AB and BC equal to the sides of the latter.

8. A figure like this is called a rectangle. By superposition it is proved that (1) the four angles are right angles and all equal, (2) the four sides are not all equal, (3) but the two long sides are equal, and so also are the two short sides.

9. Now take a rectangular piece of paper, $A'B'CD$, and fold it obliquely so that one of the short sides, CD ,




Fig. 5.

falls upon one of the longer sides, DA' , as in Fig. 4. Then fold and remove the portion $A'B'BA$ which overlaps. Unfolding the sheet, we find that $ABCD$ is now square, i. e., its four angles are right angles, and all its sides are equal.

10. The crease which passes through a pair of the

opposite corners B , D , is a diagonal of the square. One other diagonal is obtained by folding the square through the other pair of corners as in Fig. 5.

11. We see that the diagonals are at right angles to each other, and that they bisect each other.

12. The point of intersection of the diagonals is called the center of the square.




Fig. 6.

13. Each diagonal divides the square into two congruent right-angled isosceles triangles, whose vertices are at opposite corners.

14. The two diagonals together divide the square into four congruent right-angled isosceles triangles, whose vertices are at the center of the square.

15. Now fold again, as in Fig. 6, laying one side of the square upon its opposite side. We get a crease which passes through the center of the square. It is at right angles to the other sides and (1) bisects them; (2) it is also parallel to the first two sides; (3) it is itself bisected at the center; (4) it divides the square




Fig. 7.

into two congruent rectangles, which are, therefore, each half of it; (5) each of these rectangles is equal to one of the triangles into which either diagonal divides the square.

16. Let us fold the square again, laying the remaining two sides one upon the other. The crease

now obtained and the one referred to in § 15 divide the square into four congruent squares.

17. Folding again through the corners of the smaller squares which are at the centers of the sides of the larger square, we obtain a square which is inscribed in the latter. (Fig. 7.)




Fig. 8.

18. This square is half the larger square, and has the same center.

19. By joining the mid-points of the sides of the inner square, we obtain a square which is one-fourth of the original square (Fig. 8). By repeating the process, we can obtain any number of squares which are to one another as

$$\frac{1}{2}, \frac{1}{4}, \frac{1}{8}, \frac{1}{16}, \text{ etc.}, \text{ or } \frac{1}{2}, \frac{1}{2^2}, \frac{1}{2^3}, \frac{1}{2^4}, \dots$$

Each square is half of the next larger square, i. e., the four triangles cut from each square are together equal to half of it. The sums of all these triangles increased to any number cannot exceed the original square, and they must eventually absorb the whole of it.

$$\text{Therefore } \frac{1}{2} + \frac{1}{2^2} + \frac{1}{2^3} + \text{ etc. to infinity} = 1.$$

20. The center of the square is the center of its circumscribed and inscribed circles. The latter circle touches the sides at their mid-points, as these are nearer to the center than any other points on the sides.

21. Any crease through the center of the square divides it into two trapezoids which are congruent. A second crease through the center at right angles to the first divides the square into four congruent quadrilaterals, of which two opposite angles are right angles. The quadrilaterals are concyclic, i. e., the vertices of each lie in a circumference.

II. THE EQUILATERAL TRIANGLE.

22. Now take this square piece of paper (Fig. 9), and fold it double, laying two opposite edges one upon the other. We obtain a crease which passes through




Fig. 9.

the mid-points of the remaining sides and is at right angles to those sides. Take any point on this line, fold through it and the two corners of the square which

are on each side of it. We thus get isosceles triangles standing on a side of the square.

23. The middle line divides the isosceles triangle into two congruent right-angled triangles.

24. The vertical angle is bisected.

25. If we so take the point on the middle line, that




Fig. 10.

its distances from two corners of the square are equal to a side of it, we shall obtain an equilateral triangle (Fig. 10). This point is easily determined by turning the base AB through one end of it, over AA' , until the other end, B , rests upon the middle line, as at C .

26. Fold the equilateral triangle by laying each

of the sides upon the base. We thus obtain the three altitudes of the triangle, viz.: AA' , BB' , CC' , (Fig. 11).

27. Each of the altitudes divides the triangle into two congruent right-angled triangles.

28. They bisect the sides at right angles.




Fig. 11.

29. They pass through a common point.

30. Let the altitudes AA' and CC' meet in O . Draw BO and produce it to meet AC in B' . BB' will now be proved to be the third altitude. From the triangles $C'OA$ and COA' , $OC' = OA'$. From triangles $OC'B$ and $A'OB$, $\angle OBC' = \angle A'BO$. Again from triangles ABB' and $CB'B$, $\angle AB'B = \angle BB'C$,

i. e., each of them is a right angle. That is, BOB' is an altitude of the equilateral triangle ABC . It also bisects AC in B' .

31. It can be proved as above that OA , OB , and OC are equal, and that OA' , OB' , and OC' are also equal.

32. Circles can therefore be described with O as a center and passing respectively through A , B , and C and through A' , B' , and C . The latter circle touches the sides of the triangle.

33. The equilateral triangle ABC is divided into six congruent right-angled triangles which have one set of their equal angles at O , and into three congruent, symmetric, concyclic quadrilaterals.

34. The triangle AOC is double the triangle $A'OC$; therefore, $AO = 2OA'$. Similarly, $BO = 2OB'$ and $CO = 2OC'$. Hence the radius of the circumscribed circle of triangle ABC is twice the radius of the inscribed circle.

35. The right angle A , of the square, is trisected by the straight lines AO , AC . Angle $BAC = \frac{2}{3}$ of a right angle. The angles $C'AO$ and OAB' are each $\frac{1}{3}$ of a right angle. Similarly with the angles at B and C .

36. The six angles at O are each $\frac{2}{3}$ of a right angle.

37. Fold through $A'B'$, $B'C'$, and $C'A'$ (Fig. 12). Then $A'B'C'$ is an equilateral triangle. It is a fourth of the triangle ABC .

38. $A'B'$, $B'C'$, $C'A'$ are each parallel to AB , BC , CA , and halves of them.

39. $AC'A'B'$ is a rhombus. So are $C'BA'B'$ and $CB'C'A'$.

40. $A'B'$, $B'C'$, $C'A'$ bisect the corresponding altitudes.

$$\begin{aligned}
 41. \quad CC'^2 + AC'^2 &= CC'^2 + \frac{1}{4}AC^2 = AC^2 \\
 \therefore CC'^2 &= \frac{3}{4}AC^2 \\
 \therefore CC' &= \frac{1}{2}\sqrt{3} \cdot AC = \frac{1}{2}\sqrt{3} \cdot AB \\
 &= 0.866\dots \times AB.
 \end{aligned}$$

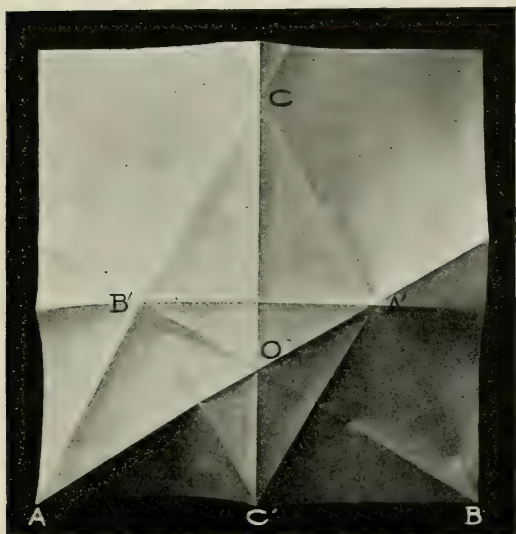


Fig. 12.

42. The $\triangle ABC =$ rectangle of AC' and CC' , i. e. $\frac{1}{2}AB \times \frac{1}{2}\sqrt{3} \cdot AB = \frac{1}{4}\sqrt{3} \cdot AB^2 = 0.433\dots \times AB^2$.

43. The angles of the triangle $AC'C$ are in the ratio of $1:2:3$, and its sides are in the ratio of $\sqrt{1} : \sqrt{3} : \sqrt{4}$.

III. SQUARES AND RECTANGLES.

44. Fold the given square as in Fig. 13. This affords the well-known proof of the Pythagorean theorem.




Fig. 13.

orem. FGH being a right-angled triangle, the square on FH equals the sum of the squares on FG and GH .

$$\square FA + \square DB = \square FC.$$

It is easily proved that FC is a square, and that

the triangles FGH , HBC , KDC , and FEK are congruent.

If the triangles FGH and HBC are cut off from the squares FA and DB , and placed upon the other two triangles, the square $FHCK$ is made up.

If $AB = a$, $GA = b$, and $FH = c$, then $a^2 + b^2 = c^2$.




Fig. 14.

45. Fold the given square as in Fig. 14. Here the rectangles AF , BG , CH , and DE are congruent, as also the triangles of which they are composed. $EFGH$ is a square as also $KLMN$.

Let $AK = a$, $KB = b$, and $NK = c$,

then $a^2 + b^2 = c^2$, i. e. $\square KLMN$.

$$\square ABCD = (a + b)^2.$$

Now square $ABCD$ overlaps the square $KLMN$ by the four triangles AKN , BLK , CML , and DNM .

But these four triangles are together equal to two of the rectangles, i. e., to $2ab$.

$$\text{Therefore } (a + b)^2 = a^2 + b^2 + 2ab.$$

46. $EF = a - b$, and $\square EFGH = (a - b)^2$.

The square $EFGH$ is less than the square $KLMN$ by the four triangles FNK , GKL , HLM , and EMN .

But these four triangles make up two of the rectangles, i. e., $2ab$.

$$\therefore (a - b)^2 = a^2 + b^2 - 2ab.$$

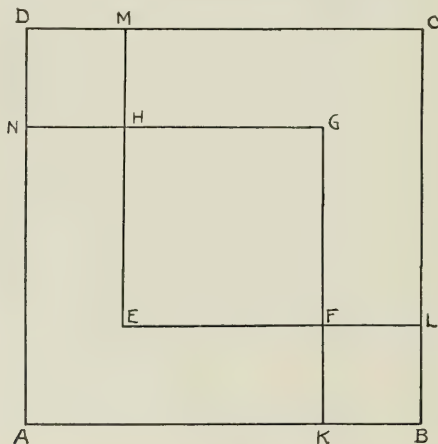


Fig. 15

47. The square $ABCD$ overlaps the square $EFGH$ by the four rectangles AF , BG , CH , and DE .

$$\therefore (a + b)^2 - (a - b)^2 = 4ab.$$

48. In Fig. 15, the square $ABCD = (a + b)^2$, and

the square $EFGH = (a - b)^2$. Also square $AKGN =$ square $ELCM = a^2$. Square $KBLF =$ square $NHMD = b^2$.

Squares $ABCD$ and $EFGH$ are together equal to the latter four squares put together, or to twice the square $AKGN$ and twice the square $KBLF$, that is, $(a + b)^2 + (a - b)^2 = 2a^2 + 2b^2$.

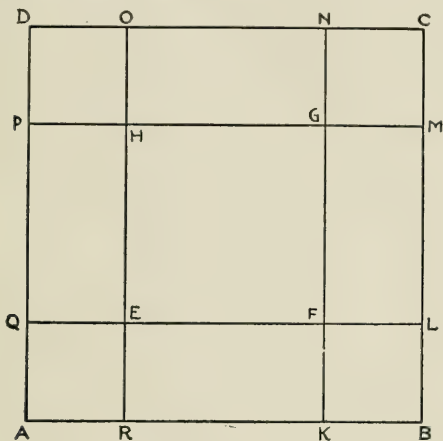


Fig. 16.

49. In Fig. 16 the rectangle PL is equal to $(a + b)(a - b)$.

Because the rectangle $EK = FM$, therefore rectangle $PL =$ square $PK -$ square AE , i. e., $(a + b)(a - b) = a^2 - b^2$.

50. If squares be described about the diagonal of a given square, the right angle at one corner being common to them, the lines which join this corner with the mid-points of the opposite sides of the given

square bisect the corresponding sides of all the inner squares. (Fig. 17.) For the angles which these lines make with the diagonal are equal, and their magnitude is constant for all squares, as may be seen by

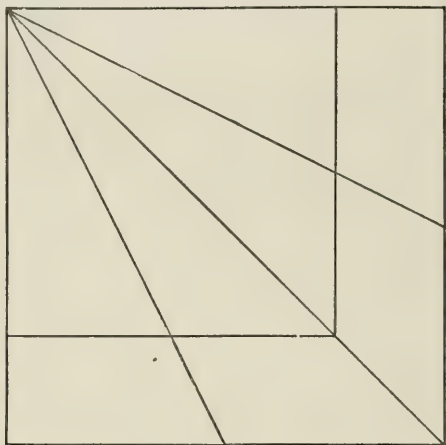


Fig. 17.

superposition. Therefore the mid-points of the sides of the inner squares must lie on these lines.

51. $ABCD$ being the given square piece of paper (Fig. 18), it is required to obtain by folding, the point X in AB , such that the rectangle $AB \cdot XB$ is equal to the square on AX .

Double BC upon itself and take its mid-point E .
Fold through E and A .

Lay EB upon EA and fold so as to get EF , and G such that $EG = EB$.

Take $AX = AG$.

Then rectangle $AB \cdot XB = AX^2$.

Complete the rectangle $BCHX$ and the square $AXKL$.

Let XH cut EA in M . Take $FY = FB$.

Then $FB = FG = FY = XM$ and $XM = \frac{1}{2}AX$.

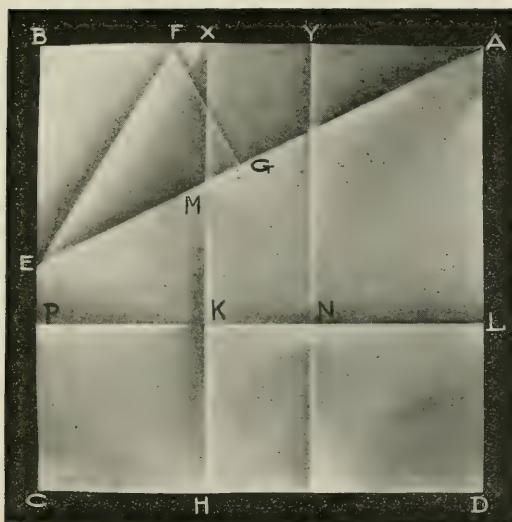


Fig. 18.

Now, because BY is bisected in F and produced to A ,

$$AB \cdot AY + FY^2 = AF^2, \text{ by } \S 49,$$

$$= AG^2 + FG^2, \text{ by } \S 44.$$

$$\therefore AB \cdot AY = AG^2,$$

$$= AX^2.$$

$$\text{But } AX^2 = 4 \cdot XM^2 = BY^2.$$

$$\therefore AX = BY \text{ and } AY = XB.$$

$$\therefore AB \cdot XB = AX^2.$$

AB is said to be divided in X in median section.*

Also

$$AB \cdot AY = BY^2,$$

i. e., AB is also divided in Y in median section.

52. A circle can be described with F as a center, its circumference passing through B , G , and Y . It will touch EA at G , because FG is the shortest distance from F to the line EGA .

53. Since

$$BH = BN,$$

subtracting BK we have

$$\text{rectangle } XKNY = \text{square } CHKP,$$

$$\text{i. e., } AX \cdot YX = AY^2,$$

i. e., AX is divided in Y in median section.

Similarly BY is divided in X in median section.

$$\mathbf{54.} \quad \therefore AB \cdot XB = AX^2$$

$$\begin{aligned} \therefore 3AB \cdot XB &= AX^2 + BX \cdot BC + CD \cdot CP \\ &= AB^2 + BX^2. \end{aligned}$$

55. Rectangles BH and YD being each $= AB \cdot XB$, rectangle HY + square $CK = AX^2 = AB \cdot XB$.

56. Hence rectangle $HY =$ rectangle BK , i. e., $AX \cdot XB = AB \cdot XY$.

$$\mathbf{57.} \quad \text{Hence rectangle } HN = AX \cdot XB - BX^2.$$

*The term "golden section" is also used. See Beman and Smith's *New Plane and Solid Geometry*, p. 196.

58. Let $AB = a$, $XB = x$.

Then $(a - x)^2 = ax$, by § 51.

$$a^2 + x^2 = 3ax, \text{ by § 54;}$$

$$\therefore x^2 - 3ax + a^2 = 0$$

$$\text{and } x = \frac{a}{2} (3 - \sqrt{5}).$$

$$\therefore x^2 = \frac{a^2}{2} (7 - 3\sqrt{5}).$$

$$\therefore a - x = \frac{a}{2} (\sqrt{5} - 1) = a \times 0.6180\dots$$

$$\therefore (a - x)^2 = \frac{a^2}{2} (3 - \sqrt{5}) = a^2 \times 0.3819\dots$$

The rect. $BPKX$

$$= (a - x)x$$

$$= a^2 (\sqrt{5} - 2) = a^2 \times 0.2360\dots$$

$$EA^2 = 5EB^2 = \frac{5}{4} AB^2.$$

$$EA = \frac{\sqrt{5}}{2} AB = 1.1180\dots \times a.$$

59. In the language of proportion

$$AB : AX = AX : XB.$$

The straight line AB is said to be divided “in extreme and mean ratio.”

60. Let AB be divided in X in median section. Complete the rectangle $CBXH$ (Fig. 19). Bisect the rectangle by the line MNO . Find the point N by laying XA over X so that A falls on MO , and fold through XN , NB , and NA . Then BAN is an isos-

celes triangle having its angles ABN and BNA double the angle NAB .

$$AX = XN = NB$$

$$\angle ABN = \angle NXB$$

$$\angle NAX = \angle XNA$$

$$\angle NXB = 2\angle NAX$$




Fig. 19.

$$\angle ABN = 2\angle NAB.$$

$$\begin{aligned} AN^2 &= MN^2 + AM^2 \\ &= BN^2 - BM^2 + AM^2 \\ &= AX^2 + AB \cdot AX \\ &= AB \cdot XB + AB \cdot AX \\ &= AB^2 \end{aligned}$$

$$\therefore AN = AB$$

and $\angle NAB = \frac{2}{5}$ of a right angle.

61. The right angle at A can be divided into five equal parts as in Fig. 20. Here N' is found as in § 60. Then fold $AN'Q$; bisect $\angle QAB$ by folding,

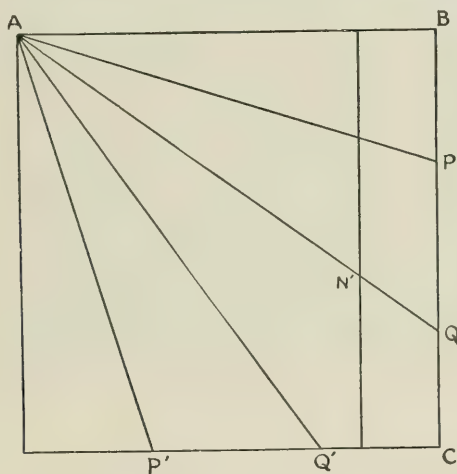


Fig. 20.

fold over the diagonal AC and thus get the point Q', P' .

62. To describe a right-angled triangle, given the hypotenuse AB , and the altitude.

Fold EF (Fig. 21) parallel to AB at the distance of the given altitude.

Take G the middle point of AB . Find H by folding GB through G so that B may fall on EF .

Fold through H and A, G , and B .

AHB is the triangle required.

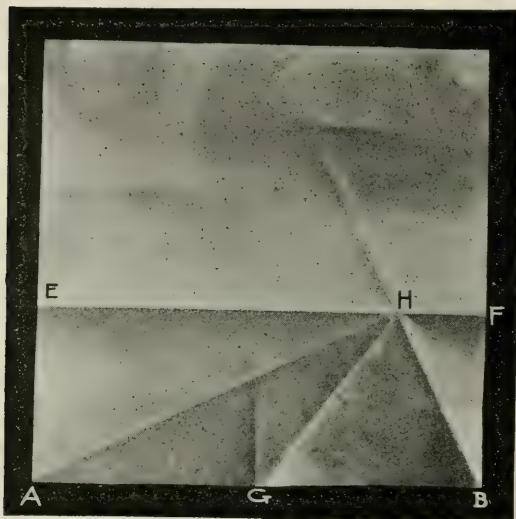


Fig. 21.

63. $ABCD$ (Fig. 22) is a rectangle. It is required to find a square equal to it in area.

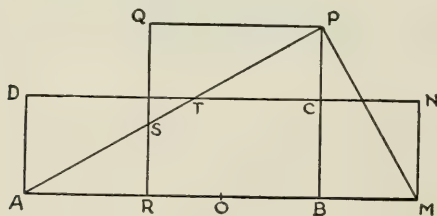


Fig. 22.

Mark off $BM = BC$.

Find O , the middle point of AM , by folding.

Fold OM , keeping O fixed and letting M fall on line BC , thus finding P , the vertex of the right-angled triangle AMP .

Describe on PB the square $BPQR$.

The square is equal to the given rectangle.

For $\because BP = QP$, and the angles are equal, triangle BMP is evidently congruent to triangle QSP .

$\therefore QS = BM = AD$.

\therefore triangles DAT and QSP are congruent.

$\therefore PC = SR$ and triangles RSA and CPT are congruent.

$\therefore \square ABCD$ can be cut into three parts which can be fitted together to form the square $RBPQ$.




Fig. 23.

64. Take four equal squares and cut each of them into two pieces through the middle point of one of the sides and an opposite corner. Take also another

equal square. The eight pieces can be arranged round the square so as to form a complete square, as in Fig. 23, the arrangement being a very interesting puzzle.

The fifth square may evidently be cut like the others, thus complicating the puzzle.

65. Similar puzzles can be made by cutting the squares through one corner and the trisection points of the opposite side, as in Fig. 24.




Fig. 24.

66. If the nearer point is taken 10 squares are required, as in Fig. 24; if the remoter point is taken 13 squares are required, as in Fig. 25.

67. The puzzles mentioned in §§ 65, 66, are based upon the formulas

$$1^2 + 2^2 = 5$$

$$1^2 + 3^2 = 10$$

$$2^2 + 3^2 = 13.$$

The process may be continued, but the number of squares will become inconveniently large.

68. Consider again Fig. 13 in § 44. If the four triangles at the corners of the given square are removed, one square is left. If the two rectangles FK and KG are removed, two squares in juxtaposition are left.




Fig. 25.

69. The given square may be cut into pieces which can be arranged into two squares. There are various ways of doing this. Fig. 23, in § 65, suggests the following elegant method: The required pieces are (1) the square in the center, and (2) the four congruent symmetric quadrilaterals at the corners, together with the four triangles. In this figure the lines from the mid-points of the sides pass through the cor-

ners of the given square, and the central square is one-fifth of it. The magnitude of the inner square can be varied by taking other points on the sides instead of the corners.

70. The given square can be divided as follows (Fig. 26) into three equal squares:

Take $BG = \text{half the diagonal of the square}$.




Fig. 26.

Fold through C and G .

Fold BM perpendicular to CG .

Take MP , CN , and NL each $= BM$.

Fold PH , NK , LF at right angles to CG , as in Fig. 26.

Take $NK = BM$, and fold KE at right angles to NK .

Then the pieces 1, 4, and 6, 3 and 5, and 2 and 7 form three equal squares.

Now $CG^2 = 3BG^2$,
and from the triangles GBC and CMB

$$\frac{BM}{BC} = \frac{BG}{CG};$$

Letting $BC = a$, we have

$$BM = \frac{a}{\sqrt{3}}.$$

IV. THE PENTAGON.

71. To cut off a regular pentagon from the square $ABCD$.

Divide BA in X in median section and take M the mid-point of AX .

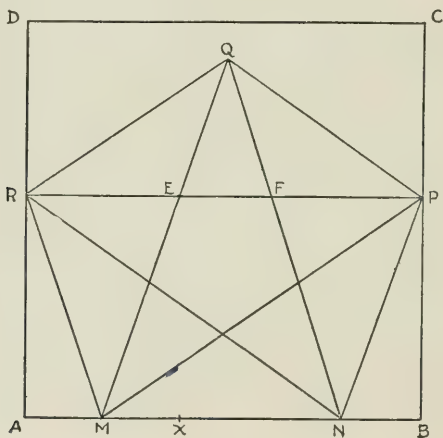


Fig. 27.

Then $AB \cdot AX = XB^2$, and $AM = MX$.

Take $BN = AM$ or MX .

Then $MN = XB$.

Lay off NP and MR equal to MN , so that P and R may lie on BC and AD respectively.

Lay off RQ and $PQ = MR$ and NP .

$MNPQR$ is the pentagon required.

In Fig. 19, p. 22, AN , which is equal to AB , has the point N on the perpendicular MO . If A be moved on AB over the distance MB , then it is evident that N will be moved on to BC , and X to M .

Therefore, in Fig. 27, $NR = AB$. Similarly $MP = AB$. RP is also equal to AB and parallel to it.

$$\angle RMA = \frac{4}{5} \text{ of a rt. } \angle.$$

$$\therefore \angle NMR = \frac{6}{5} \text{ of a rt. } \angle.$$

Similarly $\angle PNM = \frac{6}{5}$ of a rt. \angle .

From triangles MNR and QRP , $\angle NMR = \angle RQP = \frac{6}{5}$ of a rt. \angle .

The three angles at M , N , and Q of the pentagon being each equal to $\frac{6}{5}$ of a right angle, the remaining two angles are together equal to $\frac{12}{5}$ of a right angle, and they are equal. Therefore each of them is $\frac{6}{5}$ of a right angle.

Therefore all the angles of the pentagon are equal.

The pentagon is also equilateral by construction.

72. The base MN of the pentagon is equal to XB , i. e., to $\frac{AB}{2} \cdot (1\sqrt{5} - 1) = AB \times 0.6180\dots$ § 58.

The greatest breadth of the pentagon is AB .

73. If p be the altitude,

$$\begin{aligned} AB^2 &= p^2 + \left[\frac{AB}{4} (1\sqrt{5} - 1) \right]^2 \\ &= p^2 + AB^2 \cdot \frac{3 - 1\sqrt{5}}{8}. \end{aligned}$$

75. If r be the radius of the inscribed circle, then from Fig. 28 it is evident that

$$\begin{aligned} r = p - R &= AB \cdot \sqrt{\frac{5 + \sqrt{5}}{8}} - AB \cdot \sqrt{\frac{5 - \sqrt{5}}{10}} \\ &= AB \cdot \sqrt{5 + \sqrt{5}} \left(\sqrt{\frac{1}{8}} - \sqrt{\frac{3 - \sqrt{5}}{20}} \right) \\ &= AB \cdot \sqrt{5 + \sqrt{5}} \left[\frac{\sqrt{5} - (\sqrt{5} - 1)}{\sqrt{40}} \right] \\ &= AB \cdot \sqrt{\frac{5 + \sqrt{5}}{40}} \\ &= AB \times 0.4253\dots \end{aligned}$$

76. The area of the pentagon is $5r \times \frac{1}{2}$ the base of the pentagon, i. e.,

$$\begin{aligned} &5 AB \cdot \sqrt{\frac{5 + \sqrt{5}}{40}} \cdot \frac{AB}{4} \cdot (\sqrt{5} - 1) \\ &= AB^2 \cdot \frac{5}{4} \cdot \sqrt{\frac{5 - \sqrt{5}}{10}} = AB^2 \times 0.6571\dots \end{aligned}$$

77. In Fig. 27 let PR be divided by MQ and NQ in E and F .

Then $\dots MN = \frac{AB}{2} \cdot (\sqrt{5} - 1) \dots$ § 72

and $\cos 36^\circ = \frac{\frac{1}{2}AB}{\frac{1}{2}AB \cdot (\sqrt{5} - 1)}$,

$$\begin{aligned} \dots RE = FP &= \frac{MN}{2} \cdot \frac{1}{\cos 36^\circ} = AB \cdot \frac{\sqrt{5} - 1}{\sqrt{5} + 1} \\ &= AB \cdot \frac{3 - \sqrt{5}}{2} \dots (1) \end{aligned}$$

$$EF = AB - 2RE = AB - AB(3 - \sqrt{5}) \\ = AB(\sqrt{5} - 2) \dots (2)$$

$$RF = MN.$$

$$RF : RE = RE : EF \text{ (by § 51)} \dots \dots \dots (3)$$

$$\sqrt{5} - 1 : 3 - \sqrt{5} = 3 - \sqrt{5} : 2(\sqrt{5} - 2) \dots \dots \dots (4)$$

By § 76 the area of the pentagon

$$= AB^2 \cdot \frac{5}{4} \cdot \sqrt{\frac{5 - \sqrt{5}}{10}} \\ = MN^2 \cdot \left(\frac{\sqrt{5} + 1}{2}\right)^2 \cdot \frac{5}{4} \cdot \sqrt{\frac{5 - \sqrt{5}}{10}} \\ = MN^2 \cdot \frac{1}{4} \cdot \sqrt{25 + 10\sqrt{5}},$$

since $AB = MN \cdot \frac{\sqrt{5} + 1}{2}$.

∴ the area of the inner pentagon

$$= EF^2 \cdot \frac{1}{4} \cdot \sqrt{25 + 10\sqrt{5}} \\ = AB^2 \cdot (\sqrt{5} - 2)^2 \cdot \frac{1}{4} \cdot \sqrt{25 + 10\sqrt{5}}.$$

The larger pentagon divided by the smaller

$$= MN^2 : EF^2 \\ = 2 : (7 - 3\sqrt{5}) \\ = 1 : 0.145898 \dots$$

78. If in Fig. 27, angles QEK and LFQ are made equal to ERQ or FQP , K, L being points on the sides QR and QP respectively, then $EFLQK$ will be a regular pentagon congruent to the inner pentagon. Pentagons can be similarly described on the remaining sides of the inner pentagon. The resulting figure consisting of six pentagons is very interesting.

V. THE HEXAGON.

79. To cut off a regular hexagon from a given square.




Fig. 29.

Fold through the mid-points of the opposite sides, and obtain the lines AOB and COD .

On both sides of AO and OB describe equilateral triangles (§ 25), AOE , AHO ; BFO and BOG .

Draw EF and HG .

$AHGBFE$ is a regular hexagon.

It is unnecessary to give the proof.

The greatest breadth of the hexagon is AB .

80. The altitude of the hexagon is

$$\frac{1}{2}\sqrt{3} \cdot AB = 0.866\dots \times AB.$$




Fig. 30.

81. If R be the radius of the circumscribed circle,

$$R = \frac{1}{2} AB.$$

82. If r be the radius of the inscribed circle,

$$r = \frac{1}{4}\sqrt{3} \cdot AB = 0.433\dots \times AB.$$

83. The area of the hexagon is 6 times the area of the triangle HGO ,

$$\begin{aligned} &= 6 \cdot \frac{AB}{4} \cdot \frac{\sqrt{3}}{4} AB. \\ &= \frac{3\sqrt{3}}{8} \cdot AB^2 = 0.6495\dots \times AB^2. \end{aligned}$$

Also the hexagon $= \frac{3}{4} \cdot AB \cdot CD$.

$= 1\frac{1}{2}$ times the equilateral triangle on AB .

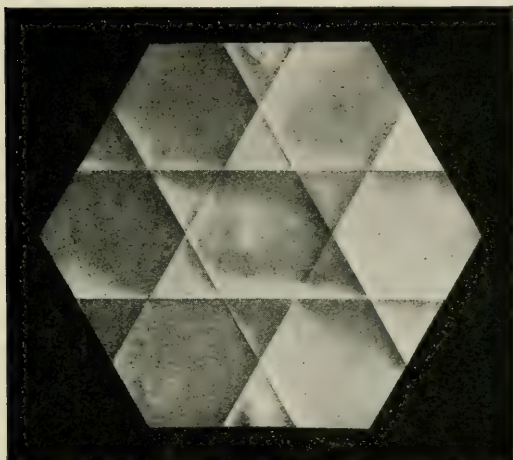


Fig. 31.

84. Fig. 30 is an example of ornamental folding into equilateral triangles and hexagons.

85. A hexagon is formed from an equilateral triangle by folding the three corners to the center.

The side of the hexagon is $\frac{1}{3}$ of the side of the equilateral triangle.

The area of the hexagon $= \frac{2}{3}$ of the equilateral triangle.

86. The hexagon can be divided into equal regular hexagons and equilateral triangles as in Fig. 31 by folding through the points of trisection of the sides.

VI. THE OCTAGON.

87. To cut off a regular octagon from a given square. Obtain the inscribed square by joining the mid-points A, B, C, D of the sides of the given square.

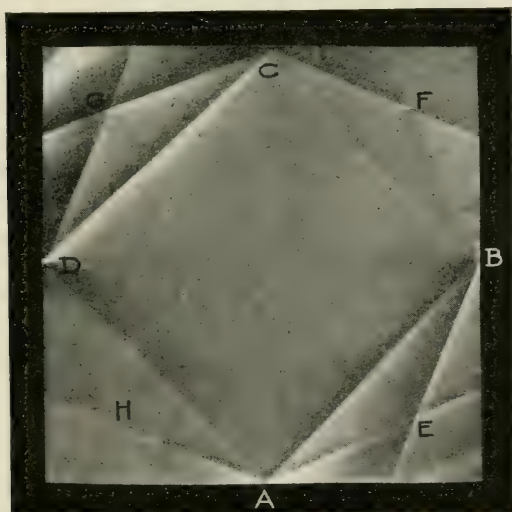


Fig. 32.

Bisect the angles which the sides of the inscribed square make with the sides of the other. Let the bisecting lines meet in $E, F, G,$ and H .

$AEBFCGDH$ is a regular octagon.

The triangles AEB , BFC , CGD , and DHA are congruent isosceles triangles. The octagon is therefore equilateral.

The angles at the vertices, E , F , G , H of the same four triangles are each one right angle and a half, since the angles at the base are each one-fourth of a right angle.

Therefore the angles of the octagon at A , B , C , and D are each one right angle and a half.

Thus the octagon is equiangular.

The greatest breadth of the octagon is the side of the given square, a .

88. If R be the radius of the circumscribed circle, and a be the side of the original square,

$$R = \frac{a}{2}.$$

89. The angle subtended at the center by each of the sides is half a right angle.

90. Draw the radius OE and let it cut AB in K (Fig. 33).

$$\text{Then } AK = OK = \frac{OA}{\sqrt{2}} = \frac{a}{2\sqrt{2}}.$$

$$KE = OA - OK = \frac{a}{2} - \frac{a}{2\sqrt{2}} = \frac{a}{4} \cdot (2 - \sqrt{2}).$$

Now from triangle AEK ,

$$\begin{aligned} AE^2 &= AK^2 + KE^2 \\ &= \frac{a^2}{8} + \frac{a^2}{8} \cdot (3 - 2\sqrt{2}) \end{aligned}$$

$$\begin{aligned}
 &= \frac{a^2}{8} \cdot (4 - 2\sqrt{2}) \\
 &= \frac{a^2}{4} \cdot (2 - \sqrt{2}). \\
 \therefore AE &= \frac{a}{2} \cdot \sqrt{2 - \sqrt{2}}.
 \end{aligned}$$

91. The altitude of the octagon is CE (Fig. 33).
 But $CE^2 = AC^2 - AE^2$

$$= a^2 - \frac{a^2}{4} \cdot (2 - \sqrt{2}) = \frac{a^2}{4} \cdot (2 + \sqrt{2}).$$

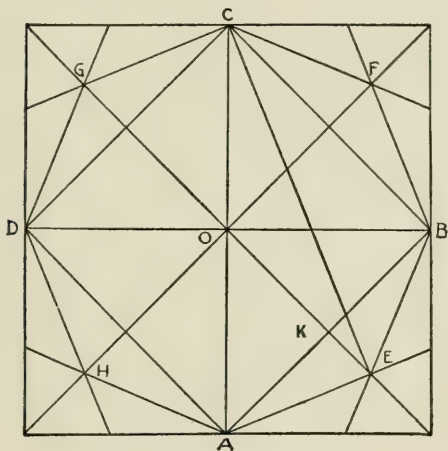


Fig. 33.

$$\therefore CE = \frac{a}{2} \cdot \sqrt{2 + \sqrt{2}}.$$

92. The area of the octagon is eight times the triangle AOE and

$$= 4OE \cdot AK = 4 \cdot \frac{a}{2} \cdot \frac{a}{2\sqrt{2}} = \frac{a^2}{\sqrt{2}}.$$

93. A regular octagon may also be obtained by dividing the angles of the given square into four equal parts.

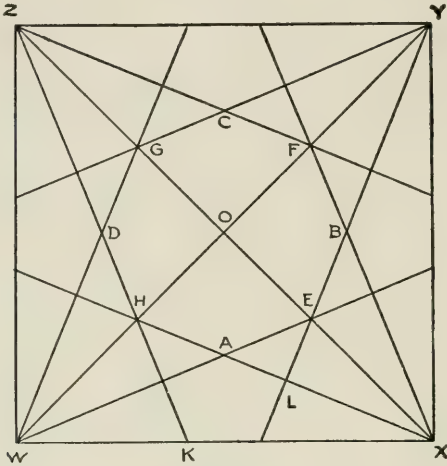


Fig. 34.

It is easily seen that $EZ = WZ = a$, the side of the square.

$$\begin{aligned} XZ &= a\sqrt{2}; \\ XE &= a(\sqrt{2}-1); \\ XE &= WH = WK; \\ KX &= a - a(\sqrt{2}-1) \\ &= a(2-\sqrt{2}). \end{aligned}$$

$$\text{Now } KZ^2 = a^2 + a^2(\sqrt{2}-1)^2 = a^2(4-2\sqrt{2})$$

$$\therefore KZ = a\sqrt{4-2\sqrt{2}}.$$

$$\begin{aligned} \text{Also } GE &= XZ - 2XE \\ &= a\sqrt{2} - 2a(\sqrt{2}-1) \\ &= a(2-\sqrt{2}). \end{aligned}$$

$$\therefore HO = \frac{a}{2} (2 - \sqrt{2}).$$

Again $OZ = \frac{a}{2} \sqrt{2}$,

$$\begin{aligned} \text{and } HZ^2 &= HO^2 + OZ^2 \\ &= \frac{a^2}{4} (6 - 4\sqrt{2} + 2) \\ &= a^2 (2 - \sqrt{2}). \end{aligned}$$

$$\therefore HZ = a\sqrt{2 - \sqrt{2}}.$$

$$\begin{aligned} HK &= KZ - HZ \\ &= a\sqrt{4 - 2\sqrt{2}} - a\sqrt{2 - \sqrt{2}} \\ &= a \cdot (\sqrt{2 - \sqrt{2}}) \cdot (\sqrt{2} - 1) \\ &= a\sqrt{10 - 7\sqrt{2}}. \end{aligned}$$

$$AL = \frac{1}{2} HK = \frac{a}{2} \sqrt{10 - 7\sqrt{2}},$$

$$\text{and } HA = \frac{a}{2} \sqrt{20 - 14\sqrt{2}}.$$

94. The area of the octagon is eight times the area of the triangle HOA ,

$$\begin{aligned} &= 8 \cdot \frac{1}{2} HO \cdot \frac{HO}{\sqrt{2}} \\ &= HO^2 \cdot 2\sqrt{2} \\ &= \left[\frac{a}{2} (2 - \sqrt{2}) \right]^2 \cdot 2\sqrt{2} \\ &= \frac{a^2}{4} \cdot 2\sqrt{2} \cdot (6 - 4\sqrt{2}) \\ &= a^2 \cdot (3\sqrt{2} - 4) \\ &= a^2 \cdot \sqrt{2} \cdot (\sqrt{2} - 1)^2. \end{aligned}$$

95. This octagon: the octagon in § 92

$$= (2 - \sqrt{2})^2 : 1 \text{ or } 2 : (\sqrt{2} + 1)^2;$$

and their bases are to one another as

$$\sqrt{2} : \sqrt{2} + 1.$$

VII. THE NONAGON.

96. Any angle can be trisected fairly accurately by paper folding, and in this way we may construct approximately the regular nonagon.

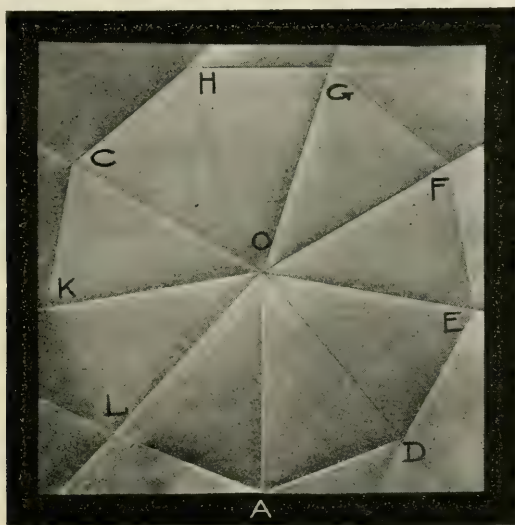


Fig. 35.

Obtain the three equal angles at the center of an equilateral triangle. (§ 25.)

For convenience of folding, cut out the three angles, AOF , FOC , and COA .

Trisect each of the angles as in Fig. 35, and make each of the arms = OA .

97. Each of the angles of a nonagon is $\frac{14}{9}$ of a right angle = 140° .

The angle subtended by each side at the center is $\frac{4}{9}$ of a right angle or 40° .

Half this angle is $\frac{1}{9}$ of the angle of the nonagon.

98. $OA = \frac{1}{2}a$, where a is the side of the square; it is also the radius of the circumscribed circle, R .

The radius of the inscribed circle = $R \cdot \cos 20^\circ$

$$= \frac{1}{2}a \cos 20^\circ$$

$$= \frac{a}{2} \times 0.9396926$$

$$= a \times 0.4698463.$$

The area of the nonagon is 9 times the area of the triangle AOL

$$= 9 \cdot R \cdot \frac{1}{2}R \sin 40^\circ$$

$$= \frac{9}{2}R^2 \cdot \sin 40^\circ$$

$$= \frac{9a^2}{8} \times 0.6427876$$

$$= a^2 \times 0.723136.$$

VIII. THE DECAGON AND THE DODECAGON

99. Figs. 36, 37 show how a regular decagon, and a regular dodecagon, may be obtained from a pentagon and hexagon respectively.

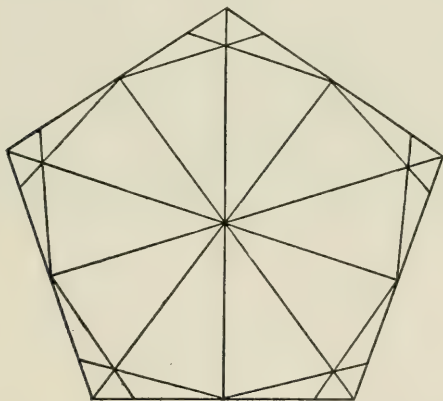


Fig. 36.

The main part of the process is to obtain the angles at the center.

In Fig. 36, the radius of the inscribed circle of the pentagon is taken for the radius of the circumscribed circle of the decagon, in order to keep it within the square.

100. A regular decagon may also be obtained as follows :

Obtain X, Y , (Fig. 38), as in § 51, dividing AB in median section.

Take M the mid-point of AB .

Fold XC, MO, YD at right angles to AB .

Take O in MO such that $YO = AY$, or $YO = XB$.

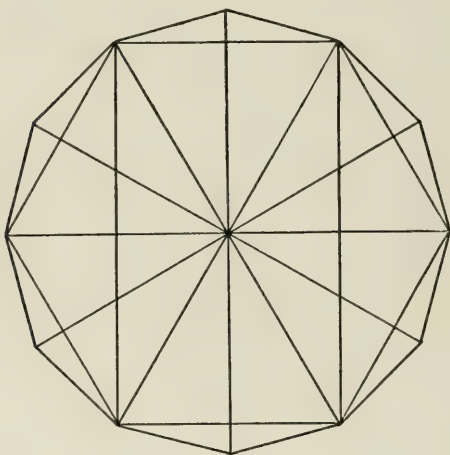


Fig. 37.

Let YO , and XO produced meet XC , and YD in C and D respectively.

Divide the angles XOC and DOY into four equal parts by HOE , KOF , and LOG .

Take OH, OK, OL, OE, OF , and OG equal to OY or OX .

Join $X, H, K, L, C, D, E, F, G$, and Y , in order.

As in § 60,

$$\angle YOX = \frac{2}{5} \text{ of a rt. } \angle = 36^\circ.$$

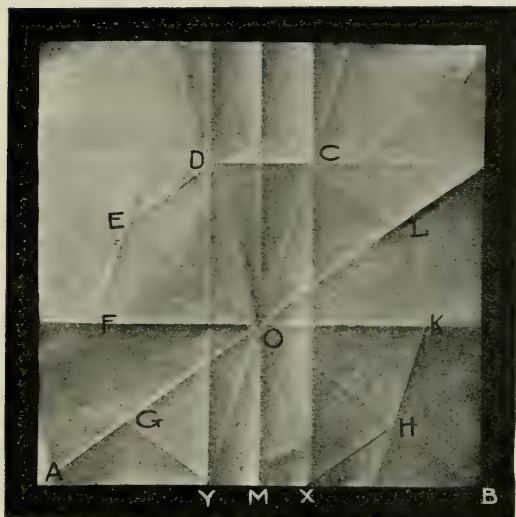


Fig. 38.

By bisecting the sides and joining the points thus determined with the center, the perigon is divided into sixteen equal parts. A 16-gon is therefore easily constructed, and so for a 32-gon, and in general a regular 2^n -gon.

IX. THE PENTEDECAGON.

101. Fig. 39 shows how the pentedecagon is obtained from the pentagon.

Let $ABCDE$ be the pentagon and O its center.

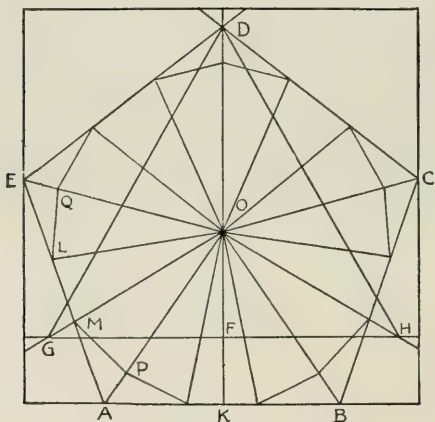


Fig. 39.

Draw OA , OB , OC , OD , and OE . Produce DO to meet AB in K .

Take $OF = \frac{1}{2}$ of OD .

Fold GFH at right angles to OF . Make $OG = OH = OD$.

Then GDH is an equilateral triangle, and the angles DOG and HOD are each 120° .

But angle DOA is 144° ; therefore angle GOA is 24° .

That is, the angle EOA , which is 72° , is trisected by OG .

Bisect the angle EOG by OL , meeting EA in L , and let OG cut EA in M ; then

$$OL = OM.$$

In OA and OE take OP and OQ equal to OL or OM .

Then PM , ML , and LQ are three sides of the pentadecagon.

Treating similarly the angles AOB , BOC , COD , and DOE , we obtain the remaining sides of the pentadecagon.

X. SERIES.

ARITHMETIC SERIES.

102. Fig. 40 illustrates an arithmetic series. The horizontal lines to the left of the diagonal, including the upper and lower edges, form an arithmetic series.

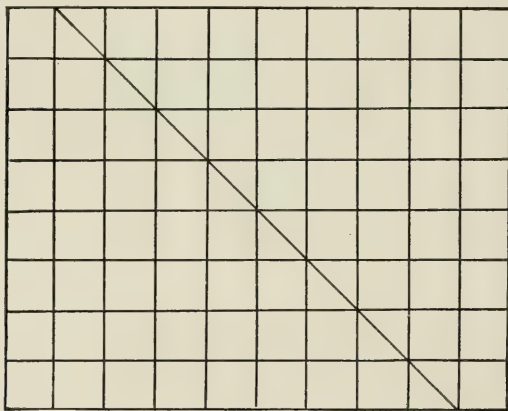


Fig. 40.

The initial line being a , and d the common difference, the series is $a, a + d, a + 2d, a + 3d$, etc.

103. The portions of the horizontal lines to the right of the diagonal also form an arithmetic series,

but they are in reverse order and decrease with a common difference.

104. In general, if l be the last term, and s the sum of the series, the above diagram graphically proves the formula

$$s = \frac{n}{2} (a + l).$$

105. If a and c are two alternate terms, the middle term is

$$\frac{a + c}{2}.$$

106. To insert n means between a and l , the vertical line has to be folded into $n + 1$ equal parts. The common difference will be

$$\frac{l - a}{n + 1}.$$

107. Considering the reverse series and interchanging a and l , the series becomes

$$a, a - d, a - 2d \dots l.$$

The terms will be positive so long as $a > (n - 1)d$, and thereafter they will be zero or negative.

GEOMETRIC SERIES.

108. In a right-angled triangle, the perpendicular from the vertex on the hypotenuse is a geometric mean between the segments of the hypotenuse. Hence, if two alternate or consecutive terms of a geometric series are given in length, the series can be deter-

mined as in Fig. 41. Here OP_1 , OP_2 , OP_3 , OP_4 , and OP_5 form a geometric series, the common rate being $OP_1 : OP_2$.

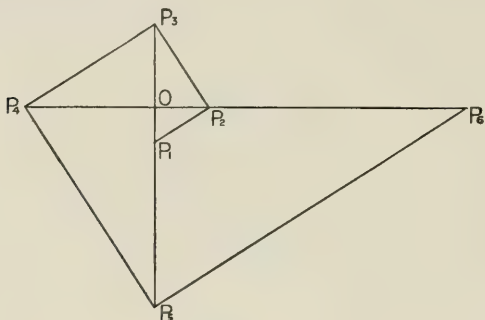


Fig. 41.

If OP_1 be the unit of length, the series consists of the natural powers of the common rate.

109. Representing the series by a, ar, ar^2, \dots

$$P_1 P_2 = a\sqrt{1+r^2}.$$

$$P_2 P_3 = ar\sqrt{1+r^2}.$$

$$P_3 P_4 = ar^2\sqrt{1+r^2}.$$

.....

These lines also form a geometric series with the common rate r .

110. The terms can also be reversed, in which case the common rate will be a proper fraction. If OP_5 be the unit, OP_4 is the common rate. The sum of the series to infinity is

$$\frac{OP_5}{OP_5 - OP_4}.$$

III. In the manner described in § 108, one geometric mean can be found between two given lines, and by continuing the process, 3, 7, 15, etc., means can be found. In general, $2^n - 1$ means can be found, n being any positive integer.

II2. It is not possible to find two geometric means between two given lines, merely by folding through known points. It can, however, be accomplished in the following manner: In Fig. 41, OP_1 and OP_4 being given, it is required to find P_2 and P_3 . Take two rectangular pieces of paper and so arrange them, that their outer edges pass through P_1 and P_4 , and two corners lie on the straight lines OP_2 and OP_3 in such a way that the other edges ending in those corners coincide. The positions of the corners determine OP_2 and OP_3 .

II3. This process gives the cube root of a given number, for if OP_1 is the unit, the series is $1, r, r^2, r^3$.

II4. There is a very interesting legend in connection with this problem.* “The Athenians when suffering from the great plague of eruptive typhoid fever in 430 B. C., consulted the oracle at Delos as to how they could stop it. Apollo replied that they must *double the size* of his altar which was in the form of a *cube*. Nothing seemed more easy, and a new altar was constructed having each of its *edges* double that of the old one. The god, not unnaturally indignant,

* But see Beman and Smith's translation of Fink's *History of Mathematics*, p. 82, 207.

made the pestilence worse than before. A fresh deputation was accordingly sent to Delos, whom he informed that it was useless to trifle with him, as he must have his altar exactly doubled. Suspecting a mystery, they applied to the geometers. Plato, the most illustrious of them, declined the task, but referred them to Euclid, who had made a special study of the problem." (Euclid's name is an interpolation for that of Hippocrates.) Hippocrates reduced the question to that of finding two geometric means between two straight lines, one of which is twice as long as the other. If a, x, y and $2a$ be the terms of the series, $x^3 = 2a^3$. He did not, however, succeed in finding the means. Menaechmus, a pupil of Plato, who lived between 375 and 325 B. C., gave the following three equations: *

$$a : x = x : y = y : 2a.$$

From this relation we obtain the following three equations:

$$x^2 = ay \dots\dots\dots(1)$$

$$y^2 = 2ax \dots\dots\dots(2)$$

$$xy = 2a^2 \dots\dots\dots(3)$$

(1) and (2) are equations of parabolas and (3) is the equation of a rectangular hyperbola. Equations (1) and (2) as well as (1) and (3) give $x^3 = 2a^3$. The problem was solved by taking the intersection (α) of the two parabolas (1) and (2), and the intersection (β) of the parabola (1) with the rectangular hyperbola (3).

* *Ibid.*, p. 207.

HARMONIC SERIES.

115. Fold any lines AR , PB , as in Fig. 42, P being on AR , and B on the edge of the paper. Fold again so that AP and PR may both coincide with PB . Let PX , PY be the creases thus obtained, X and Y being on AB .

Then the points A , X , B , Y form an harmonic range. That is, AB is divided internally in X and externally in Y so that

$$AX : XB = AY : BY.$$

It is evident, that every line cutting PA , PX , PB , and PY will be divided harmonically.

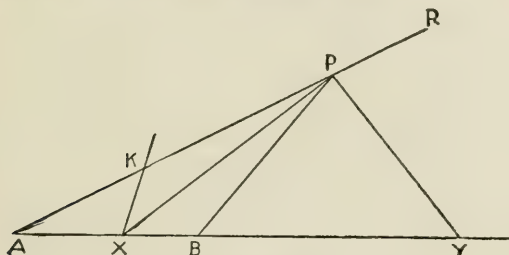


Fig. 42.

116. Having given A , B , and X , to find Y : fold any line XP and mark K corresponding to B . Fold $AKPR$, and BP . Bisect the angle BPR by PY by folding through P so that PB and PR coincide.

Because XP bisects the angle APB ,

$$\begin{aligned} \therefore AX : XB &= AP : BP, \\ &= AY : BY. \end{aligned}$$

$$117. \quad AX : XB = AY : BY$$

$$\text{or } AY - XY : XY - BY = AY : BY.$$

Thus, AY , XY , and BY , are an harmonic series, and XY is the harmonic mean between AY and BY .

Similarly AB is the harmonic mean between AX and AY .

118. If BY and XY be given, to find the third term AY , we have only to describe any right-angled triangle on XY as the hypotenuse and make angle $APX =$ angle XPB .

$$119. \text{ Let } AX = a, AB = b, \text{ and } AY = c.$$

$$\text{Then } b = \frac{2ac}{a + c};$$

$$\text{or, } ab + bc = 2ac$$

$$\text{or, } c = \frac{ab}{2a - b} = \frac{b}{2 - \frac{b}{a}}.$$

$$\text{When } a = b, c = b.$$

$$\text{When } b = 2a, c = \infty.$$

Therefore when X is the middle point of AB , Y is at an infinite distance to the right of B . Y approaches B as X approaches it, and ultimately the three points coincide.

As X moves from the middle of AB to the left, Y moves from an infinite distance on the left towards A , and ultimately X , A , and Y coincide.

$$120. \text{ If } E \text{ be the middle point of } AB,$$

$$EX \cdot EY = EA^2 = EB^2$$

for all positions of X and Y with reference to A or B .

Each of the two systems of pairs of points X and Y is called a system in involution, the point E being called the center and A or B the focus of the system. The two systems together may be regarded as one system.

121. AX and AY being given, B can be found as follows:

Produce XA and take $AC = XA$.

Take D the middle point of AY .

Take $CE = DA$ or $AE = DC$.

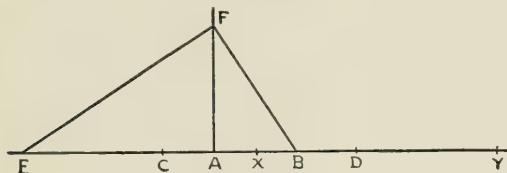


Fig. 43.

Fold through A so that AF may be at right angles to CAY .

Find F such that $DF = DC$.

Fold through EF and obtain FB , such that FB is at right angles to EF .

CD is the arithmetic mean between AX and AY .

AF is the geometric mean between AX and AY .

AF is also the geometric mean between CD or AE and AB .

Therefore AB is the harmonic mean between AX and AY .

122. The following is a very simple method of finding the harmonic mean between two given lines.

Take AB , CD on the edges of the square equal to the given lines. Fold the diagonals AD , BC and the sides AC , BD of the trapezoid $ACDB$. Fold through E , the point of intersection of the diagonals, so that FEG may be at right angles to the other sides of the square or parallel to AB and CD . Let FEG cut AC

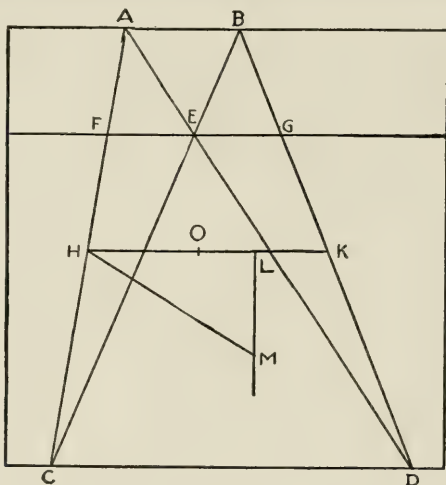


Fig. 44.

and BD in F and G . Then FG is the harmonic mean between AB and CD .

For
$$\frac{FE}{AB} = \frac{CE}{CB}$$

and
$$\frac{EG}{CD} = \frac{FE}{CD} = \frac{EB}{CB}$$

$$\therefore \frac{FE}{AB} + \frac{EG}{CD} = \frac{CE}{CB} + \frac{EB}{CB} = 1.$$

$$\therefore \frac{1}{AB} + \frac{1}{CD} = \frac{1}{FE} = \frac{2}{FG}.$$

123. The line HK connecting the mid-points of AC and BD is the arithmetic mean between AB and CD .

124. To find the geometric mean, take HL in $HK = FG$. Fold LM at right angles to HK . Take O the mid-point of HK and find M in LM so that $OM = OH$. HM is the geometric mean between AB and CD as well as between FG and HK . The geometric mean between two quantities is thus seen to be the geometric mean between their arithmetic mean and harmonic mean.

O	A	B	C	D	E	F
a						
b						
c						
d						
e						
f						

Fig. 45.

SUMMATION OF CERTAIN SERIES.

125. To sum the series

$$1 + 3 + 5 \dots + (2n - 1).$$

Divide the given square into a number of equal squares as in Fig. 45. Here we have 49 squares, but the number may be increased as we please.

The number of squares will evidently be a square number, the square of the number of divisions of the sides of the given square.

Let each of the small squares be considered as the unit; the figure formed by $A + O + a$ being called a gnomon.

The numbers of unit squares in each of the gnomons AOa , BOb , etc., are respectively 3, 5, 7, 9, 11, 13.

Therefore the sum of the series 1, 3, 5, 7, 9, 11, 13 is 7^2 .

Generally, $1 + 3 + 5 + \dots + (2n - 1) = n^2$.

O	A	B	C	D	E	F
1	2	3	4	5	6	7
a						
2	4	6	8	10	12	14
b						
3	6	9	12	15	18	21
c						
4	8	12	16	20	24	28
d						
5	10	15	20	25	30	35
e						
6	12	18	24	30	36	42
f						
7	14	21	28	35	42	49

Fig. 46.

126. To find the sum of the cubes of the first n natural numbers.

Fold the square into 49 equal squares as in the

preceding article, and letter the gnomons. Fill up the squares with numbers as in the multiplication table.

The number in the initial square is $1 = 1^3$.

The sums of the numbers in the gnomons Aa, Bb , etc., are $2 + 4 + 2 = 2^3, 3^3, 4^3, 5^3, 6^3$, and 7^3 .

The sum of the numbers in the first horizontal row is the sum of the first seven natural numbers. Let us call it s .

Then the sums of the numbers in rows a, b, c, d , etc., are

$$2s, 3s, 4s, 5s, 6s, \text{ and } 7s.$$

Therefore the sum of all the numbers is

$$s(1 + 2 + 3 + 4 + 5 + 6 + 7) = s^2.$$

Therefore, the sum of the cubes of the first seven natural numbers is equal to the square of the sum of those numbers.

$$\begin{aligned} \text{Generally, } 1^3 + 2^3 + 3^3 \dots + n^3 \\ = (1 + 2 + 3 \dots + n)^2. \end{aligned}$$

$$\therefore \sum n^3 = \left[\frac{n(n+1)}{2} \right]^2.$$

$$\begin{aligned} \text{For } [n \cdot (n+1)]^2 - [(n-1) \cdot n]^2 \\ = (n^2 + n)^2 - (n^2 - n)^2 = 4n^3. \end{aligned}$$

Putting $n = 1, 2, 3, \dots$ in order, we have

$$4 \cdot 1^3 = (1 \cdot 2)^2 - (0 \cdot 1)^2$$

$$4 \cdot 2^3 = (2 \cdot 3)^2 - (1 \cdot 2)^2$$

$$4 \cdot 3^3 = (3 \cdot 4)^2 - (2 \cdot 3)^2$$

$$\dots = \dots$$

$$\dots = \dots$$

$$4 \cdot n^3 = [n \cdot (n+1)]^2 - [(n-1) \cdot n]^2.$$

Adding we have

$$4\sum n^3 = [n(n+1)]^2$$

$$\therefore \sum n^3 = \left[\frac{n(n+1)}{2} \right]^2.$$

127. If s_n be the sum of the first n natural numbers,

$$s_n^2 - s_{n-1}^2 = n^3.$$

128. To sum the series

$$1 \cdot 2 + 2 \cdot 3 + 3 \cdot 4 \dots + (n-1) \cdot n.$$

In Fig. 46, the numbers in the diagonal commencing from 1, are the squares of the natural numbers in order.

The numbers in one gnomon can be subtracted from the corresponding numbers in the succeeding gnomon. By this process we obtain

$$\begin{aligned} n^3 - (n-1)^3 &= n^2 - (n-1)^2 \\ &\quad + 2[n(n-1) + (n-2) + (n-3) \dots + 1] \\ &= n^2 + (n-1)^2 + 2[1 + 2 \dots + (n-1)] \\ &= n^2 + (n-1)^2 + n(n-1) \\ &= [n - (n-1)]^2 + 3(n-1)n \\ &= 1 + 3(n-1)n. \end{aligned}$$

$$\text{Now } \dots n^3 - (n-1)^3 = 1 + 3(n-1)n,$$

$$\dots (n-1)^3 - (n-2)^3 = 1 + 3(n-2)(n-1)$$

.....

$$2^3 - 1^3 = 1 + 3 \cdot 2 \cdot 1$$

$$1^3 - 0^3 = 1 + 0.$$

Hence, by addition,

$$n^3 = n + 3[1 \cdot 2 + 2 \cdot 3 + \dots + (n-1) \cdot n].$$

Therefore

$$1 \cdot 2 + 2 \cdot 3 \dots + (n-1) \cdot n = \frac{n^3 - n}{3} = \frac{(n-1)n(n+1)}{3}.$$

129. To find the sum of the squares of the first n natural numbers.

$$\begin{aligned} & 1 \cdot 2 + 2 \cdot 3 \dots + (n-1) \cdot n \\ & = 2^2 - 2 + 3^2 - 3 \dots + n^2 - n \\ & = 1^2 + 2^2 + 3^2 \dots + n^2 - (1 + 2 + 3 \dots + n) \\ & = 1^2 + 2^2 + 3^2 \dots + n^2 - \frac{n(n+1)}{2}. \end{aligned}$$

Therefore

$$\begin{aligned} 1^2 + 2^2 + 3^2 \dots + n^2 & = \frac{(n-1)n(n+1)}{3} + \frac{n(n+1)}{2} \\ & = n(n+1) \left[\frac{n-1}{3} + \frac{1}{2} \right] \\ & = \frac{n(n+1)(2n+1)}{6}. \end{aligned}$$

130. To sum the series

$$1^2 + 3^2 + 5^2 \dots + (2n-1)^2.$$

$$\begin{aligned} \dots n^3 - (n-1)^3 & = n^2 + (n-1)^2 + n(n-1), \text{ by } \S 128, \\ & = (2n-1)^2 - (n-1) \cdot n, \end{aligned}$$

\therefore by putting $n=1, 2, 3, \dots$

$$1^3 - 0^3 = 1^2 - 0 \cdot 1$$

$$2^3 - 1^3 = 3^2 - 1 \cdot 2$$

$$3^3 - 2^3 = 5^2 - 2 \cdot 3$$

.....

.....

$$n^3 - (n-1)^3 = (2n-1)^2 - (n-1) \cdot n.$$

Adding, we have

$$\begin{aligned}n^3 &= 1^2 + 3^2 + 5^2 \dots + (2n-1)^2 \\ &\quad - [1 \cdot 2 + 2 \cdot 3 + 3 \cdot 4 \dots + (n-1) \cdot n]. \\ \therefore 1^2 + 3^2 + 5^2 \dots + (2n-1)^2 \\ &= n^3 + \frac{n^3 - n}{3} \\ &= \frac{4n^3 - n}{3} = \frac{n(2n-1)(2n+1)}{3}.\end{aligned}$$

XI. POLYGONS.

131. Find O the center of a square by folding its diameters. Bisect the right angles at the center, then the half right angles, and so on. Then we obtain 2^n equal angles around the center, and the magnitude of each of the angles is $\frac{1}{2^n}$ of a right angle, n being a positive integer. Mark off equal lengths on each of the lines which radiate from the center. If the extremities of the radii are joined successively, we get regular polygons of 2^n sides.

132. Let us find the perimeters and areas of these polygons. In Fig. 47 let OA and OA_1 be two radii at right angles to each other. Let the radii OA_2 , OA_3 , OA_4 , etc., divide the right angle A_1OA into 2, 4, 8 . . . parts. Draw AA_1 , AA_2 , AA_3 . . . cutting the radii OA_2 , OA_3 , OA_4 . . . at B_1 , B_2 , B_3 . . . respectively, at right angles. Then B_1 , B_2 , B_3 . . . are the mid-points of the respective chords. Then AA_1 , AA_2 , AA_3 , AA_4 . . . are the sides of the inscribed polygons of 2^2 , 2^3 , 2^4 . . . sides respectively, and OB_1 , OB_2 . . . are the respective apothems.

Let $OA = R$,

$a(2^n)$ represent the *side* of the inscribed polygon

of 2^n sides, $b(2^n)$ the corresponding *apothem*, $p(2^n)$ its *perimeter*, and $A(2^n)$ its *area*.

For the *square*,

$$a(2^2) = R\sqrt{2};$$

$$p(2^2) = R \cdot 2^2 \cdot \sqrt{2};$$

$$b(2^2) = \frac{R}{2} \sqrt{2};$$

$$A(2^2) = R^2 \cdot 2.$$

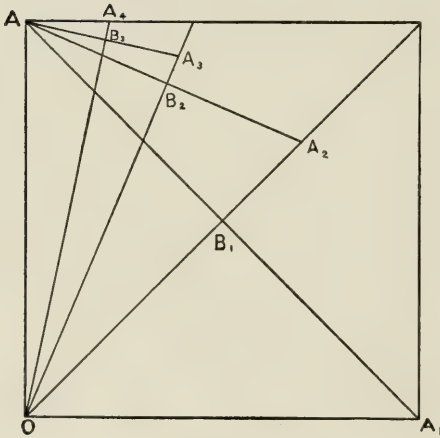


Fig. 47.

For the *octagon*,

in the two triangles AB_2O and AB_1A_2

$$\frac{AB_2}{B_1A_2} = \frac{OA}{AA_2}.$$

$$\therefore \frac{1}{2}AA_2^2 = R \cdot B_1A_2 = R[R - b(2^2)]$$

$$= R \left(R - \frac{R}{2} \sqrt{2} \right) = \frac{1}{2}R^2 \cdot (2 - \sqrt{2}),$$

$$\text{or } AA_2 = R \sqrt{2 - \sqrt{2}} = a(2^3) \dots \dots \dots (1)$$

$$p(2^3) = R \cdot 2^3 \sqrt{2 - \sqrt{2}} \dots\dots\dots(2)$$

$$\begin{aligned} b(2^3) = OB_2 &= \sqrt{OA^2 - AB_2^2} = \sqrt{R^2 \left(1 - \frac{2 - \sqrt{2}}{4}\right)} \\ &= \sqrt{\frac{R^2(2 + \sqrt{2})}{4}} = \frac{1}{2}R \sqrt{2 + \sqrt{2}} \dots(3) \end{aligned}$$

$$\begin{aligned} A(2^3) &= \frac{1}{2} \text{perimeter} \times \text{apothem} \\ &= R \cdot 2^3 \cdot \sqrt{2 - \sqrt{2}} \cdot \frac{1}{2}R \sqrt{2 + \sqrt{2}} \\ &= R^2 \cdot 2\sqrt{2}. \end{aligned}$$

Similarly for the polygon of 16 sides,

$$\begin{aligned} a(2^4) &= R \sqrt{2 - \sqrt{2 + \sqrt{2}}}; \\ p(2^4) &= R \cdot 2^4 \cdot \sqrt{2 - \sqrt{2 + \sqrt{2}}}; \\ b(2^4) &= \frac{R}{2} \sqrt{2 + \sqrt{2 + \sqrt{2}}}; \\ A(2^4) &= R^2 \cdot 2^2 \cdot \sqrt{2 - \sqrt{2}}; \end{aligned}$$

and for the polygon of 32 sides,

$$\begin{aligned} a(2^5) &= R \sqrt{2 - \sqrt{2 + \sqrt{2 + \sqrt{2}}}}; \\ p(2^5) &= R \cdot 2^5 \cdot \sqrt{2 - \sqrt{2 + \sqrt{2 + \sqrt{2}}}}; \\ b(2^5) &= \frac{R}{2} \sqrt{2 + \sqrt{2 + \sqrt{2 + \sqrt{2}}}}; \\ A(2^5) &= R^2 \cdot 2^3 \cdot \sqrt{2 - \sqrt{2 + \sqrt{2}}}. \end{aligned}$$

The general law is thus clear.

Also
$$A(2^n) = \frac{R}{2} \cdot p(2^{n-1}).$$

As the number of sides is increased indefinitely

the apothem evidently approaches its limit, the radius. Thus the limit of

$$\sqrt{2 + \sqrt{2 + \sqrt{2} \dots}} \text{ is } 2;$$

for if x represent the limit, $x = \sqrt{2 + x}$, a quadratic which gives $x = 2$, or -1 ; the latter value is, of course, inadmissible.

133. If perpendiculars are drawn to the radii at their extremities, we get regular polygons circumscribing the circle and also the polygons described as in the preceding article, and of the same number of sides.

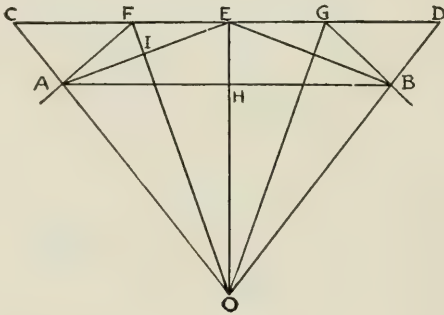


Fig. 48.

In Fig. 48, let AE be a side of the inscribed polygon and FG a side of the circumscribed polygon.

Then from the triangles FIE and EIO ,

$$\frac{OE}{OI} = \frac{FE}{EI} = \frac{FG}{AE};$$

$$\therefore FG = R \frac{AE}{OI}.$$

The values of AE and OI being known by the previous article, FG is found by substitution.

The areas of the two polygons are to one another as $FG^2 : AE^2$, i. e., as $R^2 : OI^2$.

134. In the preceding articles it has been shown how regular polygons can be obtained of $2^2, 2^3 \dots 2^n$ sides. And if a polygon of m sides be given, it is easy to obtain polygons of $2^n \cdot m$ sides.

135. In Fig. 48, AB and CD are respectively the sides of the inscribed and circumscribed polygons of n sides. Take E the mid-point of CD and draw AE, BE . AE and BE are the sides of the inscribed polygon of $2n$ sides.

Fold AF, BG at right angles to AC and BD , meeting CD in F and G .

Then FG is a side of the circumscribed polygon of $2n$ sides.

Draw OF, OG and OE .

Let p, P be the perimeters of the inscribed and circumscribed polygons respectively of n sides, and A, B their areas, and p', P' the perimeters of the inscribed and circumscribed polygons respectively of $2n$ sides, and A', B' their areas.

Then

$$p = n \cdot AB, P = n \cdot CD, p' = 2n \cdot AE, P' = 2n \cdot FG.$$

Because OF bisects $\angle COE$, and AB is parallel to CD ,

$$\frac{CF}{FE} = \frac{CO}{OE} = \frac{CO}{AO} = \frac{CD}{AB};$$

$$\begin{aligned} \therefore \frac{CE}{FE} &= \frac{CD + AB}{AB}, \\ \text{or } \frac{4n \cdot CE}{4n \cdot FE} &= \frac{n \cdot CD + n \cdot AB}{n \cdot AB} \\ \therefore \frac{2P}{P'} &= \frac{P + p}{p}. \\ \therefore P' &= \frac{2Pp}{P + p}. \end{aligned}$$

Again, from the similar triangles EIF and AHE ,

$$\begin{aligned} \frac{EI}{AH} &= \frac{EF}{AE}, \\ \text{or } AE^2 &= 2AH \cdot EF; \\ \therefore 4n^2 \cdot AE^2 &= 4n^2 \cdot AB \cdot EF, \\ \text{or } p' &= \sqrt{P'p}. \end{aligned}$$

Now,

$$\begin{aligned} A &= 2n \Delta AOH, \quad B = 2n \Delta COE, \\ A' &= 2n \Delta AOE, \quad B' = 4n \Delta FOE. \end{aligned}$$

The triangles AOH and AOE are of the same altitude, AH ,

$$\therefore \frac{\Delta AOH}{\Delta AOE} = \frac{OH}{OE}.$$

Similarly,

$$\frac{\Delta AOE}{\Delta COE} = \frac{OA}{OC}.$$

Again because $AB \parallel CD$,

$$\begin{aligned} \therefore \frac{\Delta AOH}{\Delta AOE} &= \frac{\Delta AOE}{\Delta COE}. \\ \therefore \frac{A}{A'} &= \frac{A'}{B}, \text{ or } A' = \sqrt{AB}. \end{aligned}$$

Now to find B' . Because the triangles COE and

FOE have the same altitude, and OF bisects the angle EOC ,

$$\frac{\triangle COE}{\triangle FOE} = \frac{CE}{FE} = \frac{OC + OE}{OE}.$$

and $OE = OA$,

$$\text{and } \frac{OC}{OA} = \frac{OE}{OH} = \frac{\triangle AOE}{\triangle AOH};$$

$$\therefore \frac{\triangle COE}{\triangle FOE} = \frac{\triangle AOE + \triangle AOH}{\triangle AOH}.$$

From this equation we easily obtain $\frac{2B}{B'} = \frac{A' + A}{A}$;

$$\therefore B' = \frac{2AB}{A + A'}.$$

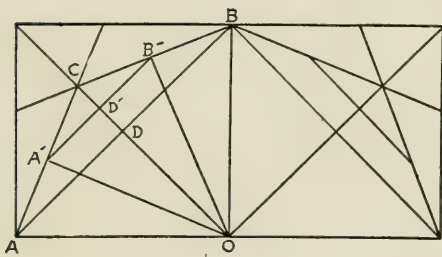


Fig. 49.

136. Given the radius R and apothem r of a regular polygon, to find the radius R' and apothem r' of a regular polygon of the *same perimeter* but of *double* the number of sides.

Let AB be a side of the first polygon, O its center, OA the radius of the circumscribed circle, and OD the apothem. On OD produced take $OC = OA$ or OB . Draw AC , BC . Fold OA' and OB' perpen-

dicular to AC and BC respectively, thus fixing the points A' , B' . Draw $A'B'$ cutting OC in D' . Then the chord $A'B'$ is half of AB , and the angle $B'OA'$ is half of BOA . OA' and OD' are respectively the radius R' and apothem r' of the second polygon.

Now OD' is the arithmetic mean between OC and OD , and OA' is the mean proportional between OC and OD' .

$$\therefore r' = \frac{1}{2}(R + r), \text{ and } R' = \sqrt{Rr'}.$$

137. Now, take on OC , $OE = OA'$ and draw $A'E$.

Then $A'D'$ being less than $A'C$, and $\angle D'A'C$ being bisected by $A'E$,

ED' is less than $\frac{1}{2}CD'$, i. e., less than $\frac{1}{4}CD$

$$\therefore R_1 - r_1 \text{ is less than } \frac{1}{4}(R - r).$$

As the number of sides is increased, the polygon approaches the circle of the same perimeter, and R and r approach the radius of the circle.

That is,

$$\begin{aligned} R + r + R_1 - r_1 + R_2 - r_2 + \dots \\ = \text{the diameter of the circle} = \frac{p}{\pi}. \end{aligned}$$

Also,

$$\begin{aligned} R_1^2 = Rr_1 \text{ or } R \cdot \frac{r_1}{R_1} = R_1 \\ \text{and } \frac{r_2}{R_2} = \frac{R_2}{R_1}, \text{ and so on.} \end{aligned}$$

Multiplying both sides,

$$R \cdot \frac{r_1}{R_1} \cdot \frac{r_2}{R_2} \cdot \frac{r_3}{R_3} \dots = \text{the radius of the circle} = \frac{p}{2\pi}.$$

138. The radius of the circle lies between R_n and r_n , the sides of the polygon being $4 \cdot 2^n$ in number; and π lies between $\frac{2}{r_n}$ and $\frac{2}{R_n}$. The numerical value of π can therefore be calculated to any required degree of accuracy by taking a sufficiently large number of sides.

The following are the values of the radii and apothems of the regular polygons of 4, 8, 16...2048 sides.

- 4-gon, $r = 0.500000$ $R = r\sqrt{2} = 0.707107$
- 8-gon, $r_1 = 0.603553$ $R_1 = 0.653281$
-
- 2048-gon, $r_9 = 0.636620$ $R_9 = 0.636620$.

$$\therefore \pi = \frac{2}{0.636620} = 3.14159\dots$$

139. If R'' be the radius of a regular isoperimetric polygon of $4n$ sides

$$R''^2 = \frac{R'^2 (R + R')}{2R},$$

or in general

$$\frac{R_{k+1}}{R_k} = \sqrt{\frac{1 + \frac{R_k}{R_{k-1}}}{2}}.$$

140. The radii R_1, R_2, \dots successively diminish, and the ratio $\frac{R_2}{R_1}$ is less than unity and equal to the cosine of a certain angle α .

$$\frac{R_3}{R_2} = \sqrt{\frac{1 + \cos \alpha}{2}} = \cos \frac{\alpha}{2}.$$

$$\dots \frac{R_{k+1}}{R_k} = \cos \frac{\alpha}{2^{k-1}}$$

multiplying together the different ratios, we get

$$R_{k+1} = R_1 \cdot \cos \alpha \cdot \cos \frac{\alpha}{2} \cdot \cos \frac{\alpha}{2^2} \dots \cos \frac{\alpha}{2^{k-1}}$$

The limit of $\cos \alpha \cdot \cos \frac{\alpha}{2^2} \dots \cos \frac{\alpha}{2^{k-1}}$, when $k = \infty$, is $\frac{\sin 2\alpha}{2\alpha}$, a result known as *Euler's Formula*.

141. It was demonstrated by Karl Friedrich Gauss* (1777–1855) that besides the regular polygons of 2^n , $3 \cdot 2^n$, $5 \cdot 2^n$, $15 \cdot 2^n$ sides, the only regular polygons which can be constructed by elementary geometry are those the number of whose sides is represented by the product of 2^n and one or more different numbers of the form $2^m + 1$. We shall show here how polygons of 5 and 17 sides can be described.

The following theorems are required : †

(1) If C and D are two points on a semi-circumference $ACDB$, and if C' be symmetric to C with respect to the diameter AB , and R the radius of the circle,

- $AC \cdot BD = R \cdot (C'D - CD) \dots \dots \dots$ i.
- $AD \cdot BC = R \cdot (C'D + CD) \dots \dots \dots$ ii.
- $AC \cdot BC = R \cdot CC' \dots \dots \dots$ iii.

(2) Let the circumference of a circle be divided into an odd number of equal parts, and let AO be the

*Beman and Smith's translation of Fink's *History of Mathematics*, p. 245; see also their translation of Klein's *Famous Problems of Elementary Geometry*, pp. 16, 24, and their *New Plane and Solid Geometry*, p. 212.

† These theorems may be found demonstrated in Catalan's *Théorèmes et Problèmes de Géométrie Élémentaire*.

diameter through one of the points of section A and the mid-point O of the opposite arc. Let the points of section on each side of the diameter be named $A_1, A_2, A_3 \dots A_n$, and $A'_1, A'_2, A'_3 \dots A'_n$ beginning next to A .

Then $OA_1 \cdot OA_2 \cdot OA_3 \dots OA_n = R^n \dots \dots \text{iv.}$
 and $OA_1 \cdot OA_2 \cdot OA_4 \dots OA_n = R^{\frac{n}{2}}$.

142. It is evident that if the chord OA_n is determined, the angle A_nOA is found and it has only to be divided into 2^n equal parts, to obtain the other chords.

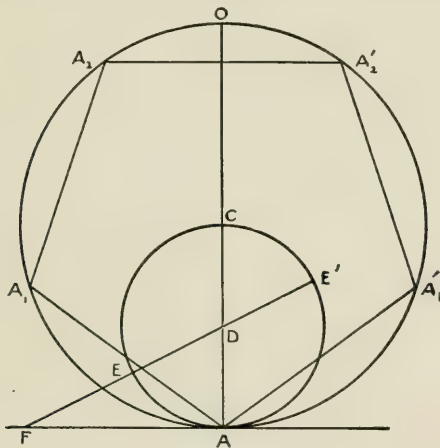


Fig. 50

143. Let us first take the pentagon.

By theorem iv,

$$OA_1 \cdot OA_2 = R^2.$$

By theorem i,

$$R(OA_1 - OA_2) = OA_1 \cdot OA_2 = R^2.$$

$$\therefore OA_1 - OA_2 = R.$$

$$\therefore OA_1 = \frac{R}{2} (\sqrt{5} + 1),$$

$$\text{and } OA_2 = \frac{R}{2} (\sqrt{5} - 1).$$

Hence the following construction.

Take the diameter ACO , and draw the tangent AF . Take D the mid-point of the radius OC and $AF = OC$.

On OC as diameter describe the circle $AE'CE$.

Join FD cutting the inner circle in E and E' .

Then $FE' = OA$, and $FE = OA_2$.

144. Let us now consider the polygon of seventeen sides.

Here*

$$OA_1 \cdot OA_2 \cdot OA_3 \cdot OA_4 \cdot OA_5 \cdot OA_6 \cdot OA_7 \cdot OA_8 = R^8.$$

$$OA_1 \cdot OA_2 \cdot OA_4 \cdot OA_8 = R^4.$$

$$\text{and } OA_3 \cdot OA_5 \cdot OA_6 \cdot OA_7 = R^4.$$

By theorems i. and ii.

$$OA_1 \cdot OA_4 = R(OA_3 + OA_5)$$

$$OA_2 \cdot OA_8 = R(OA_6 - OA_7)$$

$$OA_3 \cdot OA_5 = R(OA_2 + OA_8)$$

$$OA_6 \cdot OA_7 = R(OA_1 - OA_4)$$

Suppose

$$OA_3 + OA_5 = M, \quad OA_6 - OA_7 = N,$$

$$OA_2 + OA_8 = P, \quad OA_1 - OA_4 = Q.$$

*The principal steps are given. For a full exposition see Catalan's *Théorèmes et Problèmes de Géométrie Élémentaire*. The treatment is given in full in Beman and Smith's translation of Klein's *Famous Problems of Elementary Geometry*, chap. iv.

Then $MN=R^2$ and $PQ=R^2$.

Again by substituting the values of M, N, P and Q in the formulas

$$MN=R^2, \quad PQ=R^2$$

and applying theorems i. and ii. we get

$$(M-N)-(P-Q)=R.$$

Also by substituting the values of M, N, P and Q in the above formula and applying theorems i. and ii. we get

$$(M-N)(P-Q)=4R^2.$$

Hence $M-N, P-Q, M, N, P$ and Q are determined.

Again

$$OA_2 + OA_8 = P,$$

$$OA_2 \cdot OA_8 = RN.$$

Hence OA_8 is determined.

145. By solving the equations we get

$$M-N = \frac{1}{2}R(1 + \sqrt{17}).$$

$$P-Q = \frac{1}{2}R(-1 + \sqrt{17}).$$

$$P = \frac{1}{4}R(-1 + \sqrt{17} + \sqrt{34 - 2\sqrt{17}}).$$

$$N = \frac{1}{4}R(-1 - \sqrt{17} + \sqrt{34 + 2\sqrt{17}}).$$

$$OA_8 = \frac{1}{8}R[-1 + \sqrt{17} + \sqrt{34 - 2\sqrt{17}}$$

$$- 2\sqrt{17 + 3\sqrt{17} + \sqrt{170 - 26\sqrt{17} - 4\sqrt{34 + 2\sqrt{17}}}}]$$

$$= \frac{1}{8}R[-1 + \sqrt{17} + \sqrt{34 - 2\sqrt{17}}$$

$$- 2\sqrt{17 + 3\sqrt{17} - \sqrt{170 + 38\sqrt{17}}}] .$$

146. The geometric construction is as follows:

Let BA be the diameter of the given circle; O its center. Bisect OA in C . Draw AD at right angles to OA and take $AD=AB$. Draw CD . Take E and E' in CD and on each side of C so that $CE=CE'=CA$.

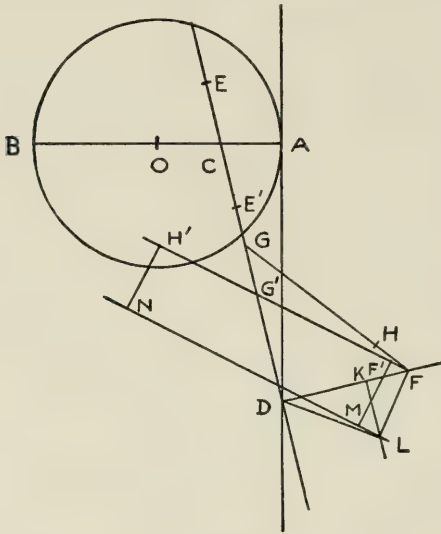


Fig. 51.

Bisect ED in G and $E'D$ in G' . Draw DF perpendicular to CD and take $DF=OA$.

Draw FG and FG' .

Take H in FG and H' in FG' produced so that $GH=EG$ and $G'H'=G'D$.

Then it is evident that

$$\begin{aligned} DE &= M - N, \\ DE' &= P - Q; \end{aligned}$$

also

$$FH = N, \therefore (DE + FH) FH = DF^2 = R^2;$$

$$FH' = P, \therefore (FH' - DE') FH = DF^2 = R^2.$$

Again in DF take K such that $FK = FH$.

Draw KL perpendicular to DF and take L in KL such that FL is perpendicular to DL .

$$\text{Then } FL^2 = DF \cdot FK = RN.$$

Again draw $H'N$ perpendicular to FH' and take $H'N = FL$. Draw NM perpendicular to NH' . Find M in NM such that $H'M$ is perpendicular to FM . Draw MF' perpendicular to FH' .

Then

$$\begin{aligned} F'H' \cdot FF' &= F'M^2 = FL^2 \\ &= RN. \end{aligned}$$

$$\text{But } FF' + F'H' = P.$$

$$\therefore FF' = OA_8.$$

XII. GENERAL PRINCIPLES.

147. In the preceding pages we have adopted several processes, e. g., bisecting and trisecting finite lines, bisecting rectilinear angles and dividing them into other equal parts, drawing perpendiculars to a given line, etc. Let us now examine the theory of these processes.

✓ **148.** The general principle is that of congruence. Figures and straight lines are said to be congruent, if they are identically equal, or equal in all respects.

In doubling a piece of paper upon itself, we obtain the straight edges of two planes coinciding with each other. This line may also be regarded as the intersection of two planes if we consider their position during the process of folding.

In dividing a finite straight line, or an angle into a number of equal parts, we obtain a number of congruent parts. Equal lines or equal angles are congruent.

149. Let $X'X$ be a given finite line, divided into any two parts by A' . Take O the mid-point by doubling the line on itself. Then OA' is half the difference

between $A'X$ and $X'A'$. Fold $X'X$ over O , and take A in OX corresponding to A' . Then AA' is the difference between $A'X$ and $X'A'$ and it is bisected in O .

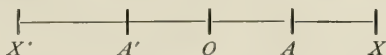


Fig. 52.

As A' is taken nearer O , $A'O$ diminishes, and at the same time $A'A$ diminishes at twice the rate. This property is made use of in finding the mid-point of a line by means of the compasses.

150. The above observations apply also to an angle. The line of bisection is found easily by the compasses by taking the point of intersection of two circles.

151. In the line $X'X$, segments to the right of O may be considered positive and segments to the left of O may be considered negative. That is, a point moving from O to A moves positively, and a point moving in the opposite direction OA' moves negatively.

$$AX = OX - OA.$$

$$OA' = OX' - A'X',$$

both members of the equation being negative.*

152. If OA , one arm of an angle AOP , be fixed and OP be considered to revolve round O , the angles which it makes with OA are of different magnitudes.

*See Beman and Smith's *New Plane and Solid Geometry*, p. 56.

All such angles formed by OP revolving in the direction opposite to that of the hands of a watch are regarded positive. The angles formed by OP revolving in an opposite direction are regarded negative.*

153. After one revolution, OP coincides with OA . Then the angle described is called a perigon, which evidently equals four right angles. When OP has completed half the revolution, it is in a line with OAB . Then the angle described is called a straight angle, which evidently equals two right angles.† When OP has completed quarter of a revolution, it is perpendicular to OA . All right angles are equal in magnitude. So are all straight angles and all perigons.

154. Two lines at right angles to each other form four congruent quadrants. Two lines otherwise inclined form four angles, of which those vertically opposite are congruent.

155. The position of a point in a plane is determined by its distance from each of two lines taken as above. The distance from one line is measured parallel to the other. In analytic geometry the properties of plane figures are investigated by this method. The two lines are called axes; the distances of the point from the axes are called co-ordinates, and the intersection of the axes is called the origin. This

* See Beman and Smith's *New Plane and Solid Geometry*, p. 56.

† *Ib.*, p. 5.

method was invented by Descartes in 1637 A. D.* It has greatly helped modern research.

156. If $X'X$, YY' be two axes intersecting at O , distances measured in the direction of OX , i. e., to the right of O are positive, while distances measured to the left of O are negative. Similarly with reference to YY' , distances measured in the direction of OY are positive, while distances measured in the direction of OY' are negative.

✓ **157.** Axial symmetry is defined thus: If two figures in the same plane can be made to coincide by turning the one about a fixed line in the plane through a straight angle, the two figures are said to be symmetric with regard to that line as axis of symmetry. †

✓ **158.** Central symmetry is thus defined: If two figures in the same plane can be made to coincide by turning the one about a fixed point in that plane through a straight angle, the two figures are said to be symmetric with regard to that point as center of symmetry. ‡

In the first case the revolution is outside the given plane, while in the second it is in the same plane.

If in the above two cases, the two figures are halves of one figure, the whole figure is said to be symmetric with regard to the axis or center—these are called axis or center of symmetry or simply axis or center.

* Beman and Smith's translation of Fink's *History of Mathematics*, p. 230.

† Beman and Smith's *New Plane and Solid Geometry*, p. 26.

‡ *Ib.*, p. 183.

- ✓ **159.** Now, in the quadrant XOY make a triangle PQR . Obtain its image in the quadrant YOX' by folding on the axis YY' and pricking through the paper at the vertices. Again obtain images of the two triangles in the fourth and third quadrants. It is seen that the triangles in adjacent quadrants possess axial




Fig. 53.

symmetry, while the triangles in alternate quadrants possess central symmetry.

- ✓ **160.** Regular polygons of an odd number of sides possess axial symmetry, and regular polygons of an even number of sides possess central symmetry as well.

✓ **161.** If a figure has two axes of symmetry at right angles to each other, the point of intersection of the axes is a center of symmetry. This obtains in regular polygons of an even number of sides and certain curves, such as the circle, ellipse, hyperbola, and the lemniscate; regular polygons of an odd number of




Fig. 54.

sides may have more axes than one, but no two of them will be at right angles to each other. If a sheet of paper is folded double and cut, we obtain a piece which has axial symmetry, and if it is cut fourfold, we obtain a piece which has central symmetry as well, as in Fig. 54.

162. Parallelograms have a center of symmetry. A quadrilateral of the form of a kite, or a trapezium with two opposite sides equal and equally inclined to either of the remaining sides, has an axis of symmetry.

163. The position of a point in a plane is also determined by its distance from a fixed point and the inclination of the line joining the two points to a fixed line drawn through the fixed point.

If OA be the fixed line and P the given point, the length OP and $\angle AOP$, determine the position of P .




Fig. 55.

O is called the pole, OA the prime-vector, OP the radius vector, and $\angle AOP$ the vectorial angle. OP and $\angle AOP$ are called polar co-ordinates of P .

164. The image of a figure symmetric to the axis OA may be obtained by folding through the axis OA . The radii vectores of corresponding points are equally inclined to the axis.

165. Let ABC be a triangle. Produce the sides CA , AB , BC to D , E , F respectively. Suppose a person to stand at A with face towards D and then to

proceed from A to B , B to C , and C to A . Then he successively describes the angles DAB , EBC , FCD . Having come to his original position A , he has com-

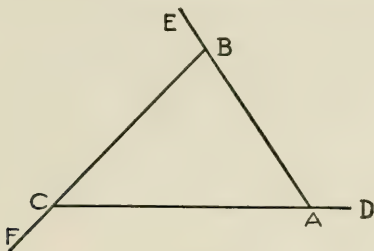


Fig. 56.

pleted a perigon, i. e., four right angles. We may therefore infer that the three exterior angles are together equal to four right angles.

The same inference applies to any convex polygon.

161. Suppose the man to stand at A with his face towards C , then to turn in the direction of AB and proceed along AB , BC , and CA .

In this case, the man completes a straight angle, i. e., two right angles. He successively turns through the angles CAB , EBC , and FCA . Therefore $\angle EBF + \angle FCA + \angle CAB$ (neg. angle) = a straight angle.

This property is made use of in turning engines on the railway. An engine standing upon DA with its head towards A is driven on to CF , with its head towards F . The motion is then reversed and it goes backwards to EB . Then it moves forward along BA on to AD . The engine has successively described

from their feet. Then it is easily seen by superposition and proved by equal triangles that DE is equal to AB and perpendicular to AD and BE , and that EF is equal to BC and perpendicular to BE and CF . Now $AB (= DE)$ is the shortest distance between the lines AD and BE , and it is constant. Therefore AD

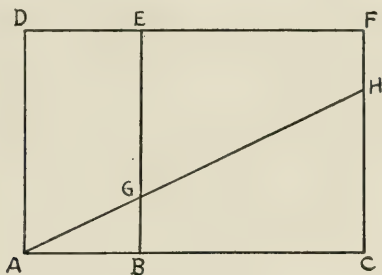


Fig. 58.

and BE can never meet, i. e., they are parallel. Hence lines which are perpendicular to the same line are parallel.

The two angles BAD and EBA are together equal to two right angles. If we suppose the lines AD and BE to move inwards about A and B , they will meet and the interior angles will be less than two right angles. They will not meet if produced backwards. This is embodied in the much abused twelfth postulate of Euclid's Elements.*

169. If AGH be any line cutting BE in G and CF in H , then

*For historical sketch see Beman and Smith's translation of Fink's *History of Mathematics*, p. 270.

$\angle GAD =$ the alternate $\angle AGB$,

\therefore each is the complement of $\angle BAG$; and

$\angle HGE =$ the interior and opposite $\angle GAD$.

\therefore they are each $= \angle AGB$.

Also the two angles GAD and EGA are together equal to two right angles.

170. Take a line AX and mark off on it, from A , equal segments $AB, BC, CD, DE \dots$. Erect perpendiculars to AE at $B, C, D, E \dots$. Let a line AF' cut the perpendiculars in $B', C', D', E' \dots$. Then $AB', B'C', C'D', D'E' \dots$ are all equal.

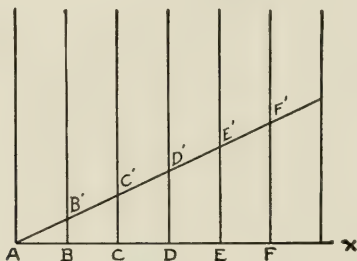


Fig. 59.

If AB, BC, CD, DE be unequal, then

$$AB : BC = AB' : B'C'$$

$$BC : CD = B'C' : C'D', \text{ and so on.}$$

171. If $ABCDE \dots$ be a polygon, similar polygons may be obtained as follows.

Take any point O within the polygon, and draw OA, OB, OC, \dots

Take any point A' in OA and draw $A'B', B'C', C'D', \dots$ parallel to $AB, BC, CD \dots$ respectively.

Then the polygon $A'B'C'D' \dots$ will be similar to $ABCD \dots$. The polygons so described around a common point are in perspective. The point O may also lie outside the polygon. It is called the center of perspective.

172. To divide a given line into 2, 3, 4, 5... equal parts. Let AB be the given line. Draw AC, BD

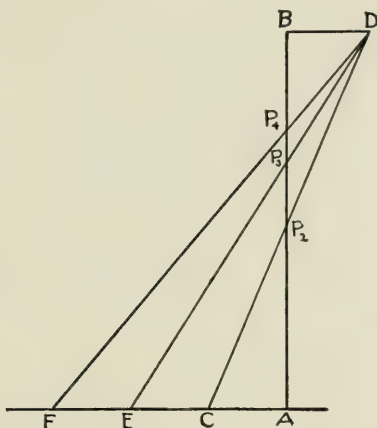


Fig. 60.

at right angles to AB on opposite sides and make $AC = BD$. Draw CD cutting AB in P_2 . Then $AP_2 = P_2B$.

Now produce AC and take $CE = EF = FG \dots = AC$ or BD . Draw $DE, DF, DG \dots$ cutting AB in P_3, P_4, P_5, \dots

Then from similar triangles,

$$P_3B : AP_3 = BD : AE.$$

$$\therefore P_3B : AB = BD : AF \\ = 1 : 3.$$

Similarly

$$P_4B : AB = 1 : 4,$$

and so on.

$$\text{If } AB = 1,$$

$$AP_2 = \frac{1}{1 \cdot 2};$$

$$P_2P_3 = \frac{1}{2 \cdot 3};$$

$$P_3P_4 = \frac{1}{3 \cdot 4};$$

.....

$$P_nP_{n+1} = \frac{1}{n(n+1)}.$$

But $AP_2 + P_2P_3 + P_3P_4 + \dots$ is ultimately $= AB$.

$$\therefore \frac{1}{1 \cdot 2} + \frac{1}{2 \cdot 3} + \frac{1}{3 \cdot 4} + \dots \text{ to } \infty = 1.$$

Or

$$1 - \frac{1}{2} = \frac{1}{1 \cdot 2};$$

$$\frac{1}{2} - \frac{1}{3} = \frac{1}{2 \cdot 3};$$

.....

$$\frac{1}{n} - \frac{1}{n+1} = \frac{1}{n(n+1)}.$$

Adding

$$\frac{1}{1 \cdot 2} + \frac{1}{2 \cdot 3} + \dots + \frac{1}{n(n+1)} = 1 - \frac{1}{n+1}.$$

$$\dots \frac{1}{1 \cdot 2} + \frac{1}{2 \cdot 3} \dots + \frac{1}{(n-1)n} = 1 - \frac{1}{n}.$$

The limit of $1 - \frac{1}{n}$ when n is ∞ is 1.

173. The following simple contrivance may be used for dividing a line into a number of equal parts.

Take a rectangular piece of paper, and mark off n equal segments on each or one of two adjacent sides. Fold through the points of section so as to obtain perpendiculars to the sides. Mark the points of section and the corners 0, 1, 2, \dots , n . Suppose it is required to divide the edge of another piece of paper AB into n equal parts. Now place AB so that A or B may lie on 0, and B or A on the perpendicular through n .

In this case AB must be greater than ON . But the smaller side of the rectangle may be used for smaller lines.

The points where AB crosses the perpendiculars are the required points of section.

174. Center of mean position. If a line AB contains $(m+n)$ equal parts, and it is divided at C so that AC contains m of these parts and CB contains n of them; then if from the points A, C, B perpendiculars AD, CF, BE be let fall on any line,

$$m \cdot BE + n \cdot AD = (m+n) \cdot CF.$$

Now, draw BGH parallel to ED cutting CF in G and AD in H . Suppose through the points of division AB lines are drawn parallel to BH . These lines

will divide AH into $(m + n)$ equal parts and CG into n equal parts.

$$\therefore n \cdot AH = (m + n) \cdot CG,$$

and since DH and BE are each $= GF$,

$$n \cdot HD + m \cdot BE = (m + n) GF.$$

Hence, by addition

$$n \cdot 1 + D + m \cdot BE = (m + n) GF$$

$$n \cdot AD + m \cdot BE = (m + n) \cdot CF.$$

C is called the center of mean position, or the mean center of A and B for the system of multiples m and n .

The principle can be extended to any number of points, not in a line. Then if P represent the feet of the perpendiculars on any line from A, B, C , etc., if a, b, c, \dots be the corresponding multiples, and if M be the mean center

$$\begin{aligned} a \cdot AP + b \cdot BP + c \cdot CP \dots \\ = (a + b + c + \dots) \cdot MP. \end{aligned}$$

If the multiples are all equal to a , we get

$$a(AP + BP + CP + \dots) = na \cdot MP$$

n being the number of points.

175. The center of mean position of a number of points with equal multiples is obtained thus. Bisect the line joining any two points A, B in G , join G to a third point C and divide GC in H so that $GH = \frac{1}{3}GC$; join H to a fourth point D and divide HD in K so that $HK = \frac{1}{4}HD$ and so on: the last point found will be the center of mean position of the system of points.

176. The notion of mean center or center of mean position is derived from Statics, because a system of material points having their weights denoted by a, b, c, \dots , and placed at A, B, C, \dots would balance about the mean center M , if free to rotate about M under the action of gravity.

The mean center has therefore a close relation to the center of gravity of Statics.

177. The mean center of three points not in a line, is the point of intersection of the medians of the triangle formed by joining the three points. This is also the center of gravity or mass center of a thin triangular plate of uniform density.

178. If M is the mean center of the points A, B, C , etc., for the corresponding multiples a, b, c , etc., and if P is any other point, then

$$\begin{aligned} a \cdot AP^2 + b \cdot BP^2 + c \cdot CP^2 + \dots \\ = a \cdot AM^2 + b \cdot BM^2 + c \cdot CM^2 + \dots \\ + PM^2(a + b + c + \dots). \end{aligned}$$

Hence in any regular polygon, if O is the in-center or circum-center and P is any point

$$\begin{aligned} AP^2 + BP^2 + \dots = OA^2 + OB^2 + \dots + n \cdot OP^2 \\ = n \cdot (R^2 + OP^2). \end{aligned}$$

Now

$$AB^2 + AC^2 + AD^2 + \dots = 2n \cdot R^2.$$

Similarly

$$BA^2 + BC^2 + BD^2 + \dots = 2n \cdot R^2$$

$$CA^2 + CB^2 + CD^2 + \dots = 2n \cdot R^2.$$

Adding

$$2(AB^2 + AC^2 + AD^2 + \dots) = n \cdot 2n \cdot R^2.$$

$$\therefore AB^2 + AC^2 + AD^2 + \dots = n^2 \cdot R^2.$$

179. The sum of the squares of the lines joining the mean center with the points of the system is a minimum.

If M be the mean center and P any other point not belonging to the system,

$\Sigma PA^2 = \Sigma MA^2 + \Sigma PM^2$, (where Σ stands for "the sum of all expressions of the type").

$\therefore \Sigma PA^2$ is the minimum when $PM=0$, i. e., when P is the mean center.

180. Properties relating to concurrence of lines and collinearity of points can be tested by paper folding.* Some instances are given below :

(1) The medians of a triangle are concurrent. The common point is called the centroid.

(2) The altitudes of a triangle are concurrent. The common point is called the orthocenter.

(3) The perpendicular bisectors of the sides of a triangle are concurrent. The common point is called the circum-center.

(4) The bisectors of the angles of a triangle are concurrent. The common point is called the in-center.

(5) Let $ABCD$ be a parallelogram and P any point. Through P draw GH and EF parallel to BC

*For treatment of certain of these properties see Beman and Smith's *New Plane and Solid Geometry*, pp. 84, 182.

and AB respectively. Then the diagonals EG , HF , and the line DB are concurrent.

(6) If two similar unequal rectineal figures are so placed that their corresponding sides are parallel, then the joins of corresponding corners are concurrent. The common point is called the center of similarity.

(7) If two triangles are so placed that their corners are two and two on concurrent lines, then their corresponding sides intersect collinearly. This is known as Desargues's theorem. The two triangles are said to be in perspective. The point of concurrence and line of collinearity are respectively called the center and axis of perspective.

(8) The middle points of the diagonals of a complete quadrilateral are collinear.

(9) If from any point on the circumference of the circum-circle of a triangle, perpendiculars are dropped on its sides, produced when necessary, the feet of these perpendiculars are collinear. This line is called Simson's line.

Simson's line bisects the join of the orthocenter and the point from which the perpendiculars are drawn.

(10) In any triangle the orthocenter, circum-center, and centroid are collinear.

The mid-point of the join of the orthocenter and circum-center is the center of the nine-points circle, so called because it passes through the feet of the altitudes and medians of the triangle and the mid-point

of that part of each altitude which lies between the orthocenter and vertex.

The center of the nine-points circle is twice as far from the orthocenter as from the centroid. This is known as Poncelet's theorem.

(11) If A, B, C, D, E, F , are any six points on a circle which are joined successively in any order, then the intersections of the first and fourth, of the second and fifth, and of the third and sixth of these joins produced when necessary) are collinear. This is known as Pascal's theorem.

(12) The joins of the vertices of a triangle with the points of contact of the in-circle are concurrent. The same property holds for the ex-circles.

(13) The internal bisectors of two angles of a triangle, and the external bisector of the third angle intersect the opposite sides collinearly.

(14) The external bisectors of the angles of a triangle intersect the opposite sides collinearly.

(15) If any point be joined to the vertices of a triangle, the lines drawn through the point perpendicular to those joins intersect the opposite sides of the triangle collinearly.

(16) If on an axis of symmetry of the congruent triangles $ABC, A'B'C'$ a point O be taken $A'O, B'O$, and $C'O$ intersect the sides BC, CA and AB collinearly.

(17) The points of intersection of pairs of tangents to a circle at the extremities of chords which pass

through a given point are collinear. This line is called the polar of the given point with respect to the circle.

(18) The isogonal conjugates of three concurrent lines AX , BX , CX with respect to the three angles of a triangle ABC are concurrent. (Two lines AX , AY are said to be isogonal conjugates with respect to an angle BAC , when they make equal angles with its bisector.)

(19) If in a triangle ABC , the lines AA' , BB' , CC' drawn from each of the angles to the opposite sides are concurrent, their isotomic conjugates with respect to the corresponding sides are also concurrent. (The lines AA' , AA'' are said to be isotomic conjugates, with respect to the side BC of the triangle ABC , when the intercepts BA' and CA'' are equal.)

(20) The three symmedians of a triangle are concurrent. (The isogonal conjugate of a median AM of a triangle is called a symmedian.)

XIII. THE CONIC SECTIONS.

SECTION I.—THE CIRCLE.

181. A piece of paper can be folded in numerous ways through a common point. Points on each of the lines so taken as to be equidistant from the common point will lie on the circumference of a circle, of which the common point is the center. The circle is the locus of points equidistant from a fixed point, the centre.

182. Any number of concentric circles can be drawn. They cannot meet each other.

183. The center may be considered as the limit of concentric circles described round it as center, the radius being indefinitely diminished.

184. Circles with equal radii are congruent and equal.

185. The curvature of a circle is uniform throughout the circumference. A circle can therefore be made to slide along itself by being turned about its center. Any figure connected with the circle may be turned about the center of the circle without changing its relation to the circle.

186. A straight line can cross a circle in only two points.

187. Every diameter is bisected at the center of the circle. It is equal in length to two radii. All diameters, like the radii, are equal.

188. The center of a circle is its center of symmetry, the extremities of any diameter being corresponding points.

189. Every diameter is an axis of symmetry of the circle, and conversely.

190. The propositions of §§ 188, 189 are true for systems of concentric circles.

191. Every diameter divides the circle into two equal halves called semicircles.

192. Two diameters at right angles to each other divide the circle into four equal parts called quadrants.

193. By bisecting the right angles contained by the diameters, then the half right angles, and so on, we obtain 2^n equal sectors of the circle. The angle between the radii of each sector is $\frac{4}{2^n}$ of a right angle or $\frac{2\pi}{2^n} = \frac{\pi}{2^{n-1}}$.

194. As shown in the preceding chapters, the right angle can be divided also into 3, 5, 9, 10, 12, 15 and 17 equal parts. And each of the parts thus obtained can be subdivided into 2^n equal parts.

195. A circle can be inscribed in a regular polygon, and a circle can also be circumscribed round it. The former circle will touch the sides at their mid-points.

196. Equal arcs subtend equal angles at the center; and conversely. This can be proved by superposition. If a circle be folded upon a diameter, the two semicircles coincide. Every point in one semicircumference has a corresponding point in the other, below it.

197. Any two radii are the sides of an isosceles triangle, and the chord which joins their extremities is the base of the triangle.

198. A radius which bisects the angle between two radii is perpendicular to the base chord and also bisects it.

199. Given one fixed diameter, any number of pairs of radii may be drawn, the two radii of each set being equally inclined to the diameter on each side of it. The chords joining the extremities of each pair of radii are at right angles to the diameter. The chords are all parallel to one another.

200. The same diameter bisects all the chords as well as arcs standing upon the chords, i. e., the locus of the mid-points of a system of parallel chords is a diameter.

201. The perpendicular bisectors of all chords of a circle pass through the center.

202. Equal chords are equidistant from the center.

203. The extremities of two radii which are equally inclined to a diameter on each side of it, are equidistant from every point in the diameter. Hence, any number of circles can be described passing through the two points. In other words, the locus of the centers of circles passing through two given points is the straight line which bisects at right angles the join of the points.

204. Let CC' be a chord perpendicular to the radius OA . Then the angles AOC and AOC' are equal. Suppose both move on the circumference towards A with the same velocity, then the chord CC' is always parallel to itself and perpendicular to OA . Ultimately the points C , A and C' coincide at A , and CAC' is perpendicular to OA . A is the last point common to the chord and the circumference. CAC' produced becomes ultimately a tangent to the circle.

205. The tangent is perpendicular to the diameter through the point of contact; and conversely.

206. If two chords of a circle are parallel, the arcs joining their extremities towards the same parts are equal. So are the arcs joining the extremities of either chord with the diagonally opposite extremities of the other and passing through the remaining extremities. This is easily seen by folding on the diameter perpendicular to the parallel chords.

207. The two chords and the joins of their extremities towards the same parts form a trapezoid which has an axis of symmetry, viz., the diameter perpendicular to the parallel chords. The diagonals of the trapezoid intersect on the diameter. It is evident by folding that the angles between each of the parallel chords and each diagonal of the trapezoid are equal. Also the angles upon the other equal arcs are equal.

208. The angle subtended at the center of a circle by any arc is double the angle subtended by it at the circumference.

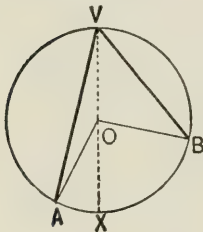


Fig. 61.

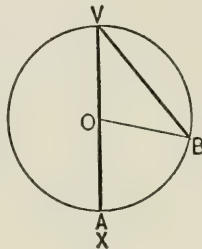


Fig. 62.

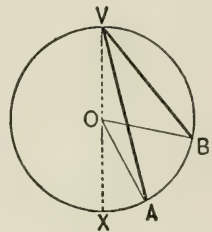


Fig. 63.

An inscribed angle equals half the central angle standing on the same arc.

Given

AVB an inscribed angle, and AOB the central angle on the same arc AB .

To prove that $\angle AVB = \frac{1}{2} \angle AOB$.

Proof.

1. Suppose VO drawn through center O , and produced to meet the circumference at X .

Then $\angle XVB = \angle VBO$.

$$\begin{aligned} 2. \text{ And } \quad \angle XOB &= \angle XVB + \angle VBO, \\ &= 2\angle XVB. \end{aligned}$$

$$3. \quad \therefore \angle XVB = \frac{1}{2}\angle XOB.$$

4. Similarly $\angle AVX = \frac{1}{2}\angle AOX$ (each = zero in Fig. 62),
and $\therefore \angle AVB = \frac{1}{2}\angle AOB$.

The proof holds for all three figures, point A having moved to X (Fig. 62), and then through X (Fig. 63).*

209. The angle at the center being constant, the angles subtended by an arc at all points of the circumference are equal.

210. The angle in a semicircle is a right angle.

211. If AB be a diameter of a circle, and DC a chord at right angles to it, then $ACBD$ is a quadrilateral of which AB is an axis of symmetry. The angles BCA and ADB being each a right angle, the remaining two angles DBC and CAD are together equal to a straight angle. If A' and B' be any other points on the arcs DAC and CBD respectively, the $\angle CAD = \angle CA'D$ and $\angle DBC = \angle DB'C$, and $\angle CA'D + \angle DB'C =$ a straight angle. Therefore, also, $\angle B'CA' + \angle A'DB' =$ a straight angle.

Conversely, if a quadrilateral has two of its opposite angles together equal to two right angles, it is inscriptible in a circle.

*The above figures and proof are from Beman and Smith's *New Plane and Solid Geometry*, p. 129.

212. The angle between the tangent to a circle and a chord which passes through the point of contact is equal to the angle at the circumference standing upon that chord and having its vertex on the side of it opposite to that on which the first angle lies.

Let AC be a tangent to the circle at A and AB a chord. Take O the center of the circle and draw OA , OB . Draw OD perpendicular to AB .

Then $\angle BAC = \angle AOD = \frac{1}{2} \angle BOA$.

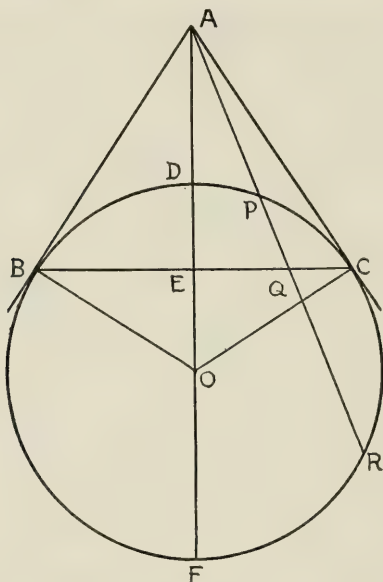


Fig. 64.

213. Perpendiculars to diameters at their extremities touch the circle at these extremities. (See Fig. 64). The line joining the center and the point of intersection

of two tangents bisects the angles between the two tangents and between the two radii. It also bisects the join of the points of contact. The tangents are equal.

This is seen by folding through the center and the point of intersection of the tangents.

Let AC , AB be two tangents and $ADEOF$ the line through the intersection of the tangents A and the center O , cutting the circle in D and F and BC in E .

Then AC or AB is the geometric mean of AD and AF ; AE is the harmonic mean; and AO the arithmetic mean.

$$AB^2 = AD \cdot AF.$$

$$AB^2 = OA \cdot AE.$$

$$\therefore AE = \frac{AD \cdot AF}{OA} = \frac{2AD \cdot AF}{AD + AF}.$$

Similarly, if any other chord through A be obtained cutting the circle in P and R and BC in Q , then AQ is the harmonic mean and AC the geometric mean between AP and AR .

214. Fold a right-angled triangle OCB and CA the perpendicular on the hypotenuse. Take D in AB such that $OD = OC$ (Fig. 65).

$$\text{Then } OA \cdot OB = OC^2 = OD^2,$$

$$\text{and } OA : OC = OC : OB,$$

$$OA : OD = OD : OB.$$

A circle can be described with O as center and OC or OD as radius.

The points A and B are inverses of each other with reference to the center of inversion O and the circle of inversion CDE .

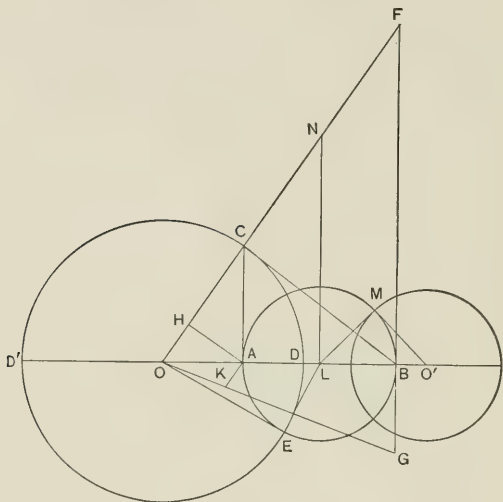


Fig. 65.

Hence when the center is taken as the origin, the foot of the ordinate of a point on a circle has for its inverse the point of intersection of the tangent and the axis taken.

215. Fold FBG perpendicular to OB . Then the line FBG is called the polar of point A with reference to the polar circle CDE and polar center O ; and A is called the pole of FBG . Conversely B is the pole of

CA and CA is the polar of B with reference to the same circle.

216. Produce OC to meet FBG in F , and fold AH perpendicular to OC .

Then F and H are inverse points.

AH is the polar of F , and the perpendicular at F to OF is the polar of H .

217. The points A, B, F, H , are concyclic.

That is, two points and their inverses are concyclic; and conversely.

Now take another point G on FBG . Draw OG , and fold AK perpendicular to OG . Then K and G are inverse points with reference to the circle CDE .

218. The points F, B, G are collinear, while their polars pass through A .

Hence, the polars of collinear points are concurrent.

219. Points so situated that each lies on the polar of the other are called conjugate points, and lines so related that each passes through the pole of the other are called conjugate lines.

A and F are conjugate points, so are A and B , A and G .

The point of intersection of the polars of two points is the pole of the join of the points.

220. As A moves towards D , B also moves up to it. Finally A and B coincide and FBG is the tangent at B .

Hence the polar of any point on the circle is the tangent at that point.

221. As A moves back to O , B moves forward to infinity. The polar of the center of inversion or the polar center is the line at infinity.

222. The angle between the polars of two points is equal to the angle subtended by these points at the polar center.

223. The circle described with B as a center and BC as a radius cuts the circle CDE orthogonally.

224. Bisect AB in L and fold LN perpendicular to AB . Then all circles passing through A and B will have their centers on this line. These circles cut the circle CDE orthogonally. The circles circumscribing the quadrilaterals $ABFH$ and $ABGK$ are such circles. AF and AG are diameters of the respective circles. Hence if two circles cut orthogonally the extremities of any diameter of either are conjugate points with respect to the other.

225. The points O , A , H and K are concyclic. H , A , K being inverses of points on the line FBG , the inverse of a line is a circle through the center of inversion and the pole of the given line, these points being the extremities of a diameter; and conversely.

226. If DO produced cuts the circle CDE in D' , D and D' are harmonic conjugates of A and B . Sim-

ilarly, if any line through B cuts AC in A' and the circle CDE in d and d' , then d and d' are harmonic conjugates of A' and B .

227. Fold any line $LM = LB = LA$, and MO' perpendicular to LM meeting AB produced in O' .

Then the circle described with center O' and radius $O'M$ cuts orthogonally the circle described with center L and radius LM .

$$\text{Now} \quad OL^2 = OE^2 + LE^2,$$

$$\text{and} \quad O'L^2 = O'M^2 + LM^2.$$

$$\therefore OL^2 - O'L^2 = OE^2 - O'M^2.$$

$\therefore LN$ is the radical axis of the circles $O(OC)$ and $O'(O'M)$.

By taking other points in the semicircle AMB and repeating the same construction as above, we get two infinite systems of circles co-axial with $O(OC)$ and $O'(O'M)$, viz., one system on each side of the radical axis, LN . The point circle of each system is a point, A or B , which may be regarded as an infinitely small circle.

The two infinite systems of circles are to be regarded as one co-axial system, the circles of which range from infinitely large to infinitely small—the radical axis being the infinitely large circle, and the limiting points the infinitely small. This system of co-axial circles is called the limiting point species.

If two circles cut each other their common chord is their radical axis. Therefore all circles passing

through A and B are co-axial. This system of co-axial circles is called the common point species.

228. Take two lines OAB and OPQ . From two points A and B in OAB draw AP , BQ perpendicular to OPQ . Then circles described with A and B as centers and AP and BQ as radii will touch the line OPQ at P and Q .

Then $OA : OB = AP : BQ$.

This holds whether the perpendiculars are towards the same or opposite parts. The tangent is in one case direct, and in the other transverse.

In the first case, O is outside AB , and in the second it is between A and B . In the former it is called the external center of similitude and in the latter the internal centre of similitude of the two circles.

229. The line joining the extremities of two parallel radii of the two circles passes through their external center of similitude, if the radii are in the same direction, and through their internal center, if they are drawn in opposite directions.

230. The two radii of one circle drawn to its points of intersection with any line passing through either center of similitude, are respectively parallel to the two radii of the other circle drawn to its intersections with the same line.

231. All secants passing through a center of similitude of two circles are cut in the same ratio by the circles.

232. If B_1, D_1 , and B_2, D_2 be the points of intersection, B_1, B_2 , and D_1, D_2 being corresponding points,

$$OB_1 \cdot OD_2 = OD_1 \cdot OB_2 = OC_2^2 \cdot \frac{X_1 C_1}{X_2 C_2}.$$

Hence the inverse of a circle, not through the center of inversion is a circle.

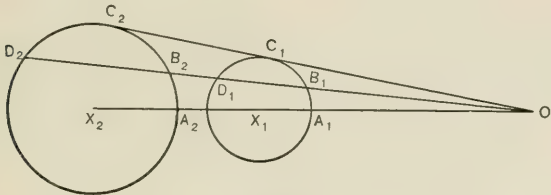


Fig. 66.

The center of inversion is the center of similitude of the original circle and its inverse.

The original circle, its inverse, and the circle of inversion are co-axial.

233. The method of inversion is one of the most important in the range of Geometry. It was discovered jointly by Doctors Stubbs and Ingram, Fellows of Trinity College, Dublin, about 1842. It was employed by Sir William Thomson in giving geometric proof of some of the most difficult propositions in the mathematical theory of electricity.

SECTION II.—THE PARABOLA.

234. A parabola is the curve traced by a point which moves in a plane in such a manner that its dis-

236. FL which is at right angles to OX is called the semi-latus rectum.

237. When points on the upper half of the curve have been obtained, corresponding points on the lower half are obtained by doubling the paper on the axis and pricking through them.

238. When the axis and the tangent at the vertex are taken as the axes of co-ordinates, and the vertex as origin, the equation of the parabola becomes

$$y^2 = 4ax \text{ or } PN^2 = 4 \cdot OF \cdot ON.$$

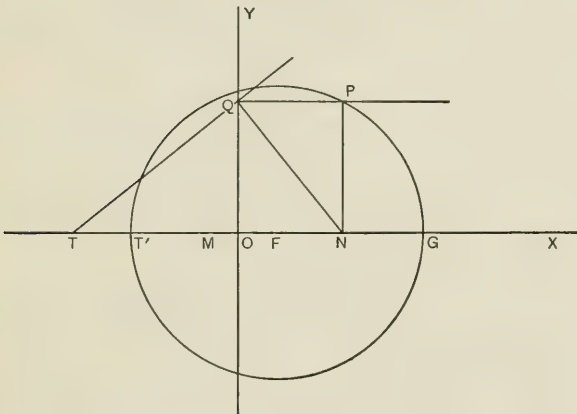


Fig. 68.

The parabola may be defined as the curve traced by a point which moves in one plane in such a manner that the square of its distance from a given straight line varies as its distance from another straight line; or the ordinate is the mean proportional between the

abscissa, and the latus rectum which is equal to $4 \cdot OF$.
Hence the following construction.

Take OT in FO produced $= 4 \cdot OF$.

Bisect TN in M .

Take Q in OY such that $MQ = MN = MT$.

Fold through Q so that QP may be at right angles to OY .

Let P be the point where QP meets the ordinate of N .

Then P is a point on the curve.

239. The subnormal $= 2OF$ and $FP = FG = FT'$.

These properties suggest the following construction.

Take N any point on the axis.

On the side of N remote from the vertex take $NG = 2OF$.

Fold NP perpendicular to OG and find P in NP such that $FP = FG$.

Then P is a point on the curve.

A circle can be described with F as center and FG , FP and FT' as radii.

The double ordinate of the circle is also the double ordinate of the parabola, i. e., P describes a parabola as N moves along the axis.

240. Take any point N' between O and F (Fig. 69).
Fold $RN'P'$ at right angles to OF .

Take R so that $OR = OF$.

Fold RN perpendicular to OR , N being on the axis.

Fold NP perpendicular to the axis.

Now, in OX take $OT = ON'$.

Take P' in RN' so that $FP' = FT$.

Fold through $P'F$ cutting NP in P .

Then P and P' are points on the curve.

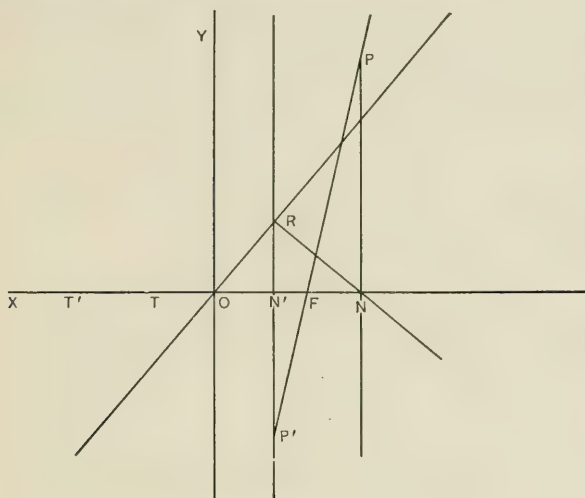


Fig. 69.

241. N and N' coincide when PFP' is the latus rectum.

As N' recedes from F to O , N moves forward from F to infinity.

At the same time, T moves toward O , and T' ($OT' = ON$) moves in the opposite direction toward infinity.

242. To find the area of a parabola bounded by the axis and an ordinate.

Complete the rectangle $ONPK$. Let OK be di-

vided into n equal portions of which suppose Om to contain r and mn to be the $(r+1)^{th}$. Draw mp , nq at right angles to OK meeting the curve in p , q , and $p'n'$ at right angles to nq . The curvilinear area OPK is the limit of the sum of the series of rectangles constructed as mn' on the portions corresponding to mn .

But $\square pm : \square NK = pm \cdot mn : PK \cdot OK$,
and, by the properties of the parabola,

$$pm : PK = Om^2 : OK^2 \\ = r^2 : n^2$$

$$\text{and } mn : OK = 1 : n.$$

$$\therefore pm \cdot mn : PK \cdot OK = r^2 : n^3.$$

$$\therefore \square pm = \frac{r^2}{n^3} \times \square NK.$$

Hence the sum of the series of rectangles

$$= \frac{1^2 + 2^2 + 3^2 \dots + (n-1)^2}{n^3} \times \square NK$$

$$= \frac{(n-1)n(2n-1)}{1 \cdot 2 \cdot 3 \cdot n^3} \times \square NK$$

$$= \frac{2n^3 - 3n^2 + n}{1 \cdot 2 \cdot 3 \cdot n^3} \times \square NK$$

$$= \left(\frac{1}{3} - \frac{1}{2n} + \frac{1}{6n^2} \right) \times \square NK$$

$$= \frac{1}{3} \text{ of } \square NK \text{ in the limit, i. e., when } n \text{ is } \infty.$$

\therefore The curvilinear area $OPK = \frac{1}{3}$ of $\square NK$, and the parabolic area $OPN = \frac{2}{3}$ of $\square NK$.

243. The same line of proof applies when any diameter and an ordinate are taken as the boundaries of the parabolic area.

SECTION III.—THE ELLIPSE.

244. An ellipse is the curve traced by a point which moves in a plane in such a manner that its distance from a given point is in a constant ratio of less inequality to its distance from a given straight line.

Let F be the focus, OY the directrix, and XX' the perpendicular to OY through F . Let $FA : AO$ be the

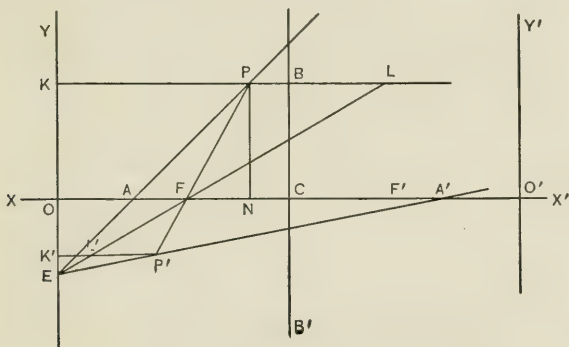


Fig. 70.

constant ratio, FA being less than AO . A is a point on the curve called the vertex.

As in § 116, find A' in XX' such that

$$FA' : A'O = FA : AO.$$

Then A' is another point on the curve, being a second vertex.

Double the line AA' on itself and obtain its middle point C , called the center, and mark F' and O' corresponding to F and O . Fold through O' so that $O'Y'$

may be at right angles to XX' . Then F' is the second focus and $O'Y'$ the second directrix.

By folding AA' , obtain the perpendicular through C .

$$\begin{aligned} FA : AO &= FA' : A'O \\ &= FA + FA' : AO + A'O \\ &= AA' : OO' \\ &= CA : CO. \end{aligned}$$

Take points B and B' in the perpendicular through C and on opposite sides of it, such that FB and FB' are each equal to CA . Then B and B' are points on the curve.

AA' is called the major axis, and BB' the minor axis.

245. To find other points on the curve, take any point E in the directrix, and fold through E and A , and through E and A' . Fold again through E and F and mark the point P where FA' cuts EA produced. Fold through PF and P' on EA' . Then P and P' are points on the curve.

Fold through P and P' so that KPL and $K'L'P'$ are perpendicular to the directrix, K and K' being on the directrix and L and L' on EL .

FL bisects the angle $A'FP$,

$$\begin{aligned} \therefore \angle LFP &= \angle PLF \text{ and } FP = PL. \\ FP : PK &= PL : PK \\ &= FA : AO. \end{aligned}$$

And

$$FP' : P'K' = P'L' : P'K'$$

$$= FA' : A'O$$

$$= FA : AO.$$

If $EO = FO$, FP is at right angles to FO , and $FP = FP'$. PP' is the latus rectum.

246. When a number of points on the left half of the curve are found, corresponding points on the other half can be marked by doubling the paper on the minor axis and pricking through them.

247. An ellipse may also be defined as follows :

If a point P move in such a manner that $PN^2 : AN \cdot NA'$ is a constant ratio, PN being the distance of P from the line joining two fixed points A, A' , and N being between A and A' , the locus of P is an ellipse of which AA' is an axis.

248. In the circle, $PN^2 = AN \cdot NA'$.

In the ellipse $PN^2 : AN \cdot NA'$ is a constant ratio.

This ratio may be less or greater than unity. In the former case $\angle APA'$ is obtuse, and the curve lies within the auxiliary circle described on AA' as diameter. In the latter case, $\angle APA'$ is acute and the curve is outside the circle. In the first case AA' is the major, and in the second it is the minor axis.

249. The above definition corresponds to the equation

$$y^2 = \frac{b^2}{a^2} (2ax - x^2)$$

when the vertex is the origin.

250. $AN \cdot NA'$ is equal to the square on the ordinate QN of the auxiliary circle, and $PN:QN = BC:AC$.

251. Fig. 71 shows how the points can be determined when the constant ratio is less than unity. Thus, lay off $CD = AC$, the semi-major axis. Through E any point of AC draw DE and produce it to meet

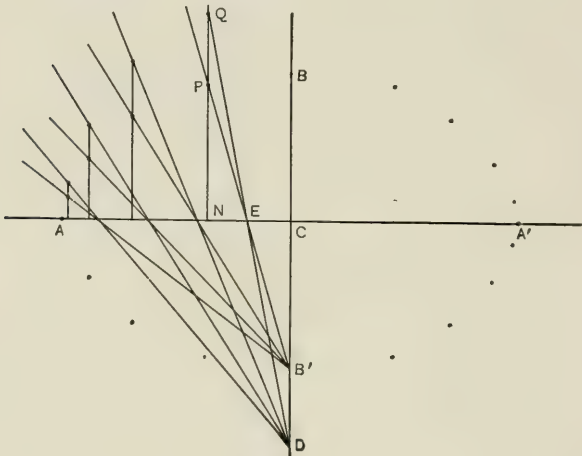


Fig. 71.

the auxiliary circle in Q . Draw $B'E$ and produce it to meet the ordinate QN in P . Then is $PN:QN = B'C:DC = BC:AC$. The same process is applicable when the ratio is greater than unity. When points in one quadrant are found, corresponding points in other quadrants can be easily marked.

252. If P and P' are the extremities of two conjugate diameters of an ellipse and the ordinates MP

and $M'P'$ meet the auxiliary circle in Q and Q' , the angle QCQ' is a right angle.

Now take a rectangular piece of card or paper and mark on two adjacent edges beginning with the common corner lengths equal to the minor and major axes. By turning the card round C mark corresponding points on the outer and inner auxiliary circles. Let Q, R and Q', R' be the points in one position. Fold the ordinates QM and $Q'M'$, and RP and $R'P'$, perpendiculars to the ordinates. Then P and P' are points on the curve.

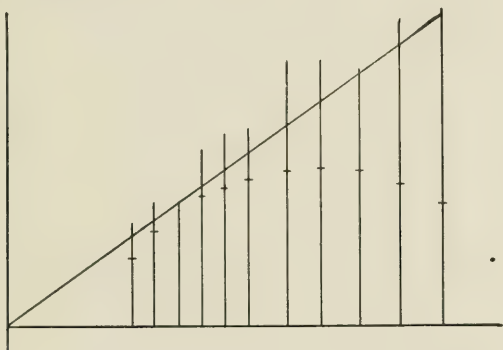


Fig. 72.

253. Points on the curve may also be easily determined by the application of the following property of the conic sections.

The focal distance of a point on a conic is equal

to the length of the ordinate produced to meet the tangent at the end of the latus rectum.

254. Let A and A' be any two points. Draw AA' and produce the line both ways. From any point D in $A'A$ produced draw DR perpendicular to AD . Take any point R in DR and draw RA and RA' . Fold AP perpendicular to AR , meeting RA' in P . For different positions of R in DR , the locus of P is an ellipse, of which AA' is the major axis.

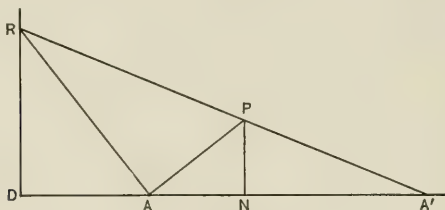


Fig. 73.

Fold PN perpendicular to AA' .

Now, because PN is parallel to RD ,

$$PN : A'N = RD : A'D.$$

Again, from the triangles, APN and DAR ,

$$PN : AN = AD : RD.$$

$\therefore PN^2 : AN \cdot A'N = AD : A'D$, a constant ratio, less than unity, and it is evident from the construction that N must lie between A and A' .

SECTION IV.—THE HYPERBOLA.

255. An hyperbola is the curve traced by a point which moves in a plane in such a manner that its

distance from a given point is in a constant ratio of greater inequality to its distance from a given straight line.

256. The construction is the same as for the ellipse, but the position of the parts is different. As explained in § 119, X , A' lies on the left side of the directrix. Each directrix lies between A and A' , and the foci lie without these points. The curve consists of two branches which are open on one side. The branches lie entirely within two vertical angles formed by two straight lines passing through the center which are called the asymptotes. These are tangents to the curve at infinity.

257. The hyperbola can be defined thus: If a point P move in such a manner that $PN^2 : AN \cdot NA'$ is a constant ratio, PN being the distance of P from the line joining two fixed points A and A' , and N not being between A and A' , the locus of P is an hyperbola, of which AA' is the transverse axis.

This corresponds to the equation

$$y^2 = \frac{b^2}{a^2} (2ax + x^2),$$

where the origin is at the right-hand vertex of the hyperbola.

Fig. 74 shows how points on the curve may be found by the application of this formula.

Let C be the center and A the vertex of the curve.

$$CB' = CB = b;$$

$$CA' = CA = CA' = a.$$

Fold CD any line through C and make $CD = CA$. Fold DN perpendicular to CD . Fold NQ perpendicular to CA and make $NQ = DN$. Fold QA'' cutting CA in S . Fold $B'S$ cutting QN in P .

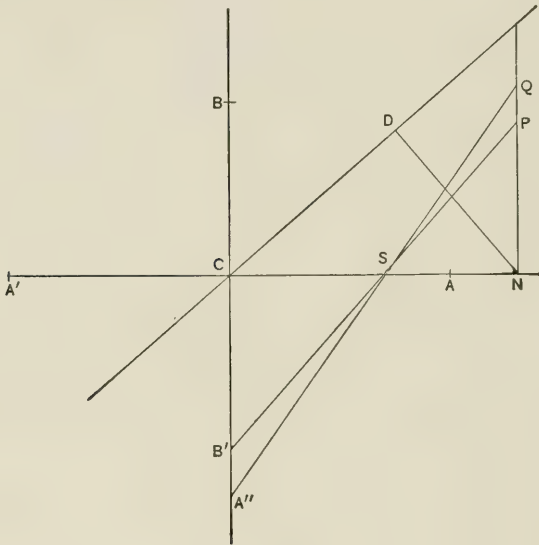


Fig. 74.

Then P is a point on the curve.

For, since DN is tangent to the circle on the diameter $A'A$

$$DN^2 = AN \cdot (2CA + AN),$$

or since

$$QN = DN,$$

$$QN^2 = x(2a + x).$$

$$\frac{QN}{PN} = \frac{A''C}{B'C'}$$

Squaring, $\frac{x(2a+x)}{y^2} = \frac{a^2}{b^2}$,

or $y^2 = \frac{b^2}{a^2} (2ax + x^2)$.

If $QN = b$ then N is the focus and CD is one of the asymptotes. If we complete the rectangle on AC and BC the asymptote is a diagonal of the rectangle.

258. The hyperbola can also be described by the property referred to in § 253.

259. An hyperbola is said to be equilateral when the transverse and conjugate axes are equal. Here $a = b$, and the equation becomes

$$y^2 = (2a + x)x.$$

In this case the construction is simpler as the ordinate of the hyperbola is itself the geometric mean between AN and $A'N$, and is therefore equal to the tangent from N to the circle described on AA' as diameter.

260. The polar equation to the rectangular hyperbola, when the center is the origin and one of the axes the initial line, is

$$r^2 \cos 2\theta = a^2$$

$$\text{or } r^2 = \frac{a}{\cos 2\theta} \cdot a.$$

Let OX, OY be the axes; divide the right angle YOX into a number of equal parts. Let XOA, AOB

be two of the equal angles. Fold XB at right angles to OX . Produce BO and take $OF = OX$. Fold OG perpendicular to BF and find G in OG such that FGB is a right angle. Take $OA = OG$. Then A is a point on the curve.

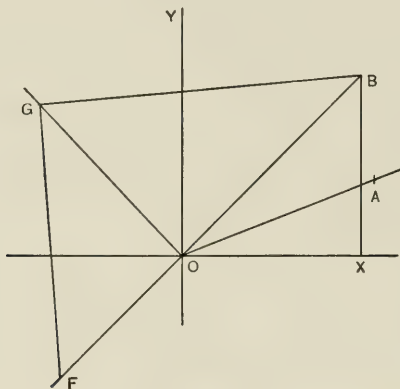


Fig. 75.

Now, the angles XOA and AOB being each θ ,

$$OB = \frac{a}{\cos 2\theta}.$$

$$\text{And } OA^2 = OG^2 = OB \cdot OF = \frac{a}{\cos 2\theta} \cdot a.$$

$$\therefore r^2 \cos 2\theta = a^2.$$

261. The points of trisection of a series of conterminous circular arcs lie on branches of two hyperbolas of which the eccentricity is 2. This theorem affords a means of trisecting an angle.*

* See Taylor's *Ancient and Modern Geometry of Conics*, examples 308, 390 with footnote.

XIV. MISCELLANEOUS CURVES.

262. I propose in this, the last chapter, to give hints for tracing certain well-known curves.

THE CISSOID.*

263. This word means ivy-shaped curve. It is defined as follows: Let OQA (Fig. 76) be a semicircle on the fixed diameter OA , and let QM, RN be two ordinates of the semicircle equidistant from the center. Draw OR cutting QM in P . Then the locus of P is the cissoid.

If $OA = 2a$, the equation to the curve is

$$y^2(2a - x) = x^3.$$

Now, let PR cut the perpendicular from C in D and draw AP cutting CD in E .

$$RN : CD = ON : OC = AM : AC = PM : EC,$$

$$\therefore RN : PM = CD : CE.$$

$$\begin{aligned} \text{But } RN : PM = ON : OM = ON : AN = ON^2 : NR^2 \\ = OC^2 : CD^2, \end{aligned}$$

$$\therefore CD : CE = OC^2 : CD^2.$$

If CF be the geometric mean between CD and CE ,

*See Beman and Smith's translation of Klein's *Famous Problems of Elementary Geometry*, p. 44.

Draw QR . Then QR is parallel to OA , and
 $DQ = DP = DR = OQ$
 $\therefore \angle ROQ = \angle QDO = 2 \angle QRO = 2 \angle AOR$.

THE CONCHOID OR MUSSEL-SHAPED CURVE.*

266. This curve was invented by Nicomedes (c. 150 B. C.). Let O be a fixed point, a its distance from a fixed line, DM , and let a pencil of rays through O cut DM . On each of these rays lay off, each way from its intersection with DM , a segment b . The locus of the points thus determined is the conchoid. According as $b >$, $=$, or $< a$, the origin is a node, a cusp, or a conjugate point. The figure† represents the case when $b > a$.

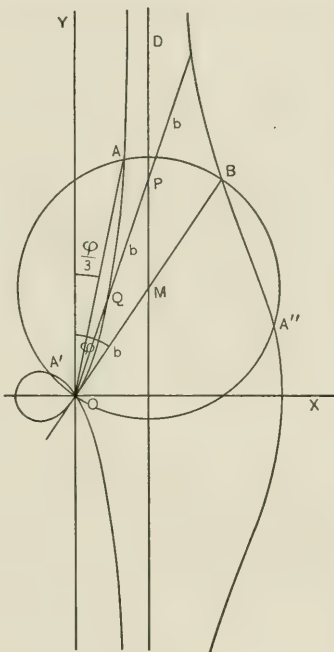


Fig. 77.

267. This curve also was employed for finding two geometric means, and for the trisection of an angle.

* See Beman and Smith's translation of Klein's *Famous Problems of Elementary Geometry*, p. 40.

† From Beman and Smith's translation of Klein's *Famous Problems of Elementary Geometry*, p. 46.

Let OA be the longer of the two lines of which two geometric means are required.

Bisect OA in B ; with O as a center and OB as a radius describe a circle. Place a chord BC in the circle equal to the shorter of the given lines. Draw AC and produce AC and BC to D and E , two points collinear with O and such that $DE = OB$, or BA .

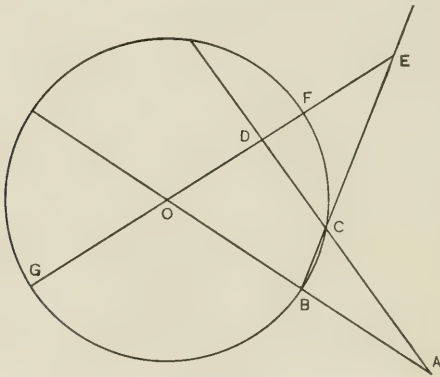


Fig. 78.

Then ED and CE are the two mean proportionals required.

Let OE cut the circles in F and G .

By Menelaus's Theorem,*

$$BC \cdot ED \cdot OA = CE \cdot OD \cdot BA$$

$$\therefore BC \cdot OA = CE \cdot OD$$

$$\text{or } \frac{BC}{CE} = \frac{OD}{OA}$$

$$\therefore \frac{BE}{CE} = \frac{OD + OA}{OA} = \frac{GE}{OA}$$

*See Beman and Smith's *New Plane and Solid Geometry*, p. 240.

$$\begin{aligned}
 \text{But} \quad & GE \cdot EF = BE \cdot EC. \\
 \therefore & GE \cdot OD = BE \cdot EC. \\
 \therefore & OA \cdot OD = EC^2. \\
 \therefore & OA : CE = CE : OD = OD : BC.
 \end{aligned}$$

The position of E is found by the aid of the conchoid of which AD is the asymptote, O the focus, and DE the constant intercept.

268. The trisection of the angle is thus effected. In Fig. 77, let $\phi = \angle MOY$, the angle to be trisected. On OM lay off $OM = b$, any arbitrary length. With M as a center and a radius b describe a circle, and through M perpendicular to the axis of X with origin O draw a vertical line representing the asymptote of the conchoid to be constructed. Construct the conchoid. Connect O with A , the intersection of the circle and the conchoid. Then is $\angle AOY$ one third of ϕ .*

THE WITCH.

269. If OQA (Fig. 79) be a semicircle and NQ an ordinate of it, and NP be taken a fourth proportional to ON , OA and QN , then the locus of P is the witch.

Fold AM at right angles to OA .

Fold through O , Q , and M .

Complete the rectangle $NAMP$.

$$\begin{aligned}
 PN : QN &= OM : OQ \\
 &= OA : ON.
 \end{aligned}$$

* Beman and Smith's translation of Klein's *Famous Problems of Elementary Geometry*, p. 46.

Therefore P is a point on the curve.
Its equation is,

$$xy^2 = a^2(a - x).$$

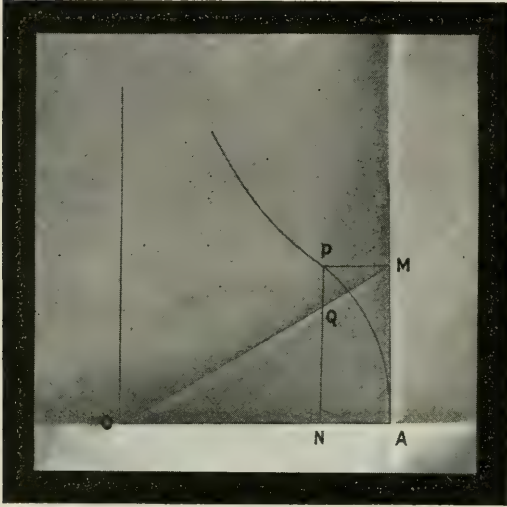


Fig. 79.

This curve was proposed by a lady, Maria Gaetana Agnesi, Professor of Mathematics at Bologna.

THE CUBICAL PARABOLA.

270. The equation to this curve is $a^2y = x^3$.

Let OX and OY be the rectangular axes, $OA = a$, and $OX = x$.

In the axis OY take $OB = x$.

Draw BA and draw AC at right angles to AB cutting the axis OY in C .

Draw CX , and draw XY at right angles to CX .

Complete the rectangle XOY .

P is a point on the curve.

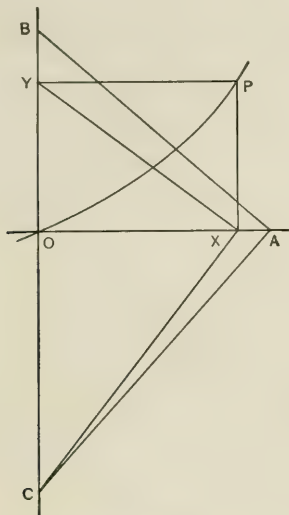


Fig. 80.

$$y = XP = OY = \frac{x^2}{OC} = x^2 \cdot \frac{x}{a^2} = \frac{x^3}{a^2}$$

$$\therefore a^2 y = x^3.$$

THE HARMONIC CURVE OR CURVE OF SINES.

271. This is the curve in which a musical string vibrates when sounded. The ordinates are proportional to the sines of angles which are the same fractions of four right angles that the corresponding abscissas are of some given length.

Let AB (Fig. 81) be the given length. Produce BA

to C and fold AD perpendicular to AB . Divide the right angle DAC into a number of equal parts, say, four. Mark on each radius a length equal to the amplitude of the vibration, $AC = AP = AQ = AR = AD$.

From points P, Q, R fold perpendiculars to AC ; then PP', QQ', RR' , and DA are proportional to the sines of the angles PAC, QAC, RAC, DAC .

Now, bisect AB in E and divide AE and EB into twice the number of equal parts chosen for the right

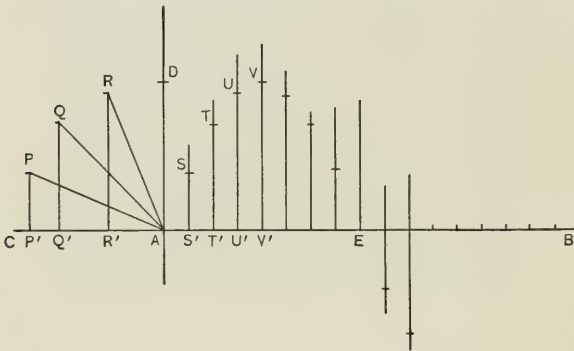


Fig. 81.

angle. Draw the successive ordinates SS', TT', UU', VV' , etc., equal to PP', QQ', RR', DA , etc. Then S, T, U, V are points on the curve, and V is the highest point on it. By folding on VV' and pricking through S, T, U, V , we get corresponding points on the portion of the curve VE . The portion of the curve corresponding to EB is equal to AVE but lies on the opposite side of AB . The length from A to E is half a wave length, which will be repeated from E

to B on the other side of AB . E is a point of inflection on the curve, the radius of curvature there becoming infinite.

THE OVALS OF CASSINI.

272. When a point moves in a plane so that the product of its distances from two fixed points in the plane is constant, it traces out one of Cassini's ovals. The fixed points are called the foci. The equation of

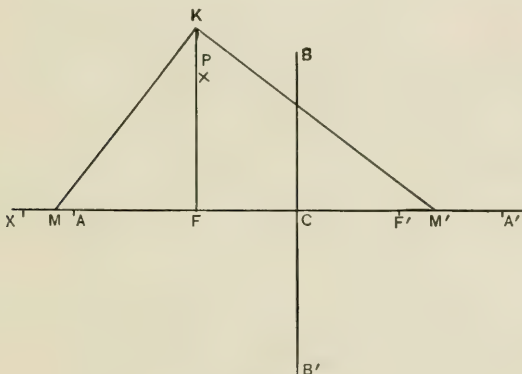


Fig. 82.

the curve is $rr' = k^2$, where r and r' are the distances of any point on the curve from the foci and k is a constant.

Let F and F' be the foci. Fold through F and F' . Bisect FF' in C , and fold BCB' perpendicular to FF' . Find points B and B' such that FB and FB' are each $=k$. Then B and B' are evidently points on the curve.

Fold FK perpendicular to FF' and make $FK = k$, and on FF' take CA and CA' each equal to CK . Then A and A' are points on the curve.

$$\begin{aligned} \text{For } CA^2 &= CK^2 = CF^2 + FK^2. \\ \therefore CA^2 - CF^2 &= k^2 = (CA + CF)(CA - CF) \\ &= F'A \cdot FA. \end{aligned}$$

Produce FA and take $AT = FK$. In AT take a point M and draw MK . Fold KM' perpendicular to MK meeting FA' in M' .

$$\text{Then } FM \cdot FM' = k^2.$$

With the center F and radius FM , and with the center F' and radius FM' , describe two arcs cutting each other in P . Then P is a point on the curve.

When a number of points between A and B are found, corresponding points in the other quadrants can be marked by paper folding.

When $FF' = \sqrt{2}k$ and $rr' = \frac{1}{2}k^2$ the curve assumes the form of a lemniscate. (§ 279.)

When FF' is greater than $\sqrt{2}k$, the curve consists of two distinct ovals, one about each focus.

THE LOGARITHMIC CURVE.

273. The equation to this curve is $y = a^x$.

The ordinate at the origin is unity.

If the abscissa increases arithmetically, the ordinate increases geometrically.

The values of y for integral values of x can be obtained by the process given in § 108.

The curve extends to infinity in the angular space XOY .

If x be negative $y = \frac{1}{a^x}$ and approaches zero as x increases numerically. The negative side of the axis OX is therefore an asymptote to the curve.

THE COMMON CATENARY.

274. The catenary is the form assumed by a heavy inextensible string freely suspended from two points and hanging under the action of gravity.

The equation of the curve is

$$y = \frac{c}{2} \left(e^{\frac{x}{c}} + e^{-\frac{x}{c}} \right)$$

the axis of y being a vertical line through the lowest point of the curve, and the axis of x a horizontal line in the plane of the string at a distance c below the lowest point; c is the parameter of the curve, and e the base of the natural system of logarithms.

$$\text{When } x = c, y = \frac{c}{2} (e^1 + e^{-1})$$

$$\text{when } x = 2c, y = \frac{c}{2} (e^2 + e^{-2}) \text{ and so on.}$$

275. From the equation

$$y = \frac{c}{2} (e^{\frac{1}{2}} + e^{-\frac{1}{2}})$$

e can be determined graphically.

$$ce - 2y\sqrt{e} + c = 0$$

$$\sqrt{e} = \frac{1}{c} (y + \sqrt{y^2 - c^2})$$

$$c\sqrt{e} = y + \sqrt{y^2 - c^2}.$$

$\sqrt{y^2 - c^2}$ is found by taking the geometric mean between $y + c$ and $y - c$.

THE CARDIOID OR HEART-SHAPED CURVE.

276. From a fixed point O on a circle of radius a draw a pencil of lines and take off on each ray, measured both ways from the circumference, a segment equal to $2a$. The ends of these lines lie on a cardioid.

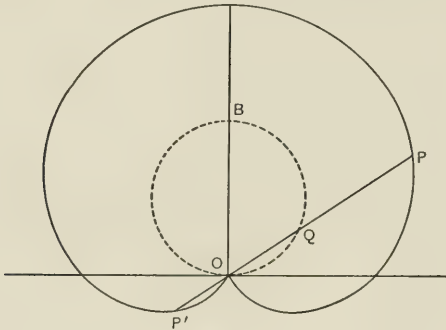


Fig. 83.

The equation to the curve is $r = a(1 + \cos \theta)$.

The origin is a cusp on the curve. The cardioid is the inverse of the parabola with reference to its focus as center of inversion.

THE LIMAÇON.

277. From a fixed point on a circle, draw a number of chords, and take off a constant length on each of these lines measured both ways from the circumference of the circle.

If the constant length is equal to the diameter of the circle, the curve is a cardioid.

If it be greater than the diameter, the curve is altogether outside the circle.

If it be less than the diameter, a portion of the curve lies inside the circle in the form of a loop.

If the constant length is exactly half the diameter, the curve is called the trisectrix, since by its aid any angle can be trisected.

The equation is $r = a \cos \theta + b$.

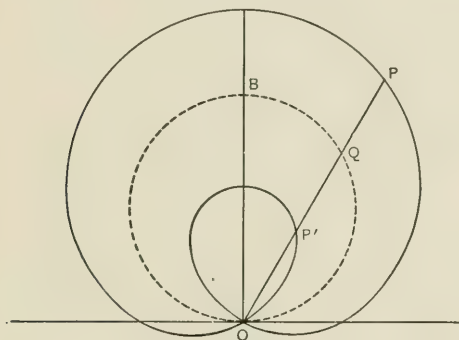


Fig. 84.

The first sort of limaçon is the inverse of an ellipse; and the second sort is the inverse of a hyperbola, with reference to a focus as a center. The loop is the inverse of the branch about the other focus.

278. The trisectrix is applied as follows:

Let AOB be the given angle. Take OA, OB equal to the radius of the circle. Describe a circle with the center O and radius OA or OB . Produce AO in-

definitely beyond the circle. Apply the trisectrix so that O may correspond to the center of the circle and OB the axis of the loop. Let the outer curve cut AO produced in C . Draw BC cutting the circle in D , Draw OD .

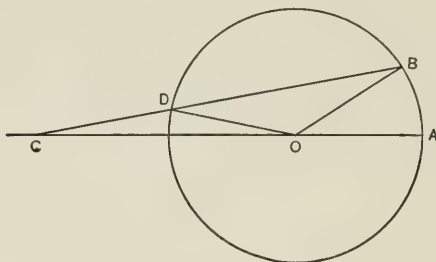


Fig. 85.

Then $\angle ACB$ is $\frac{1}{3}$ of $\angle AOB$.

For $CD = DO = OB$.

$$\begin{aligned} \therefore \angle AOB &= \angle ACB + \angle CBO \\ &= \angle ACB + \angle ODB \\ &= \angle ACB + 2\angle ACB \\ &= 3\angle ACB. \end{aligned}$$

THE LEMNISCATE OF BERNOULLI.

279. The polar equation to the curve is

$$r^2 = a^2 \cos 2\theta.$$

Let O be the origin, and $OA = a$.

Produce AO , and draw OD at right angles to OA

Take the angle $AOP = \theta$ and $AOB = 2\theta$.

Draw AB perpendicular to OB .

In AO produced take $OC = OB$.

Find D in OD such that CDA is a right angle.

Take $OP = OD$.

P is a point on the curve.

$$\begin{aligned} r^2 &= OD^2 = OC \cdot OA \\ &= OB \cdot OA \\ &= a \cos 2\theta \cdot a \\ &= a^2 \cos 2\theta. \end{aligned}$$

As stated above, this curve is a particular case of the ovals of Cassini.

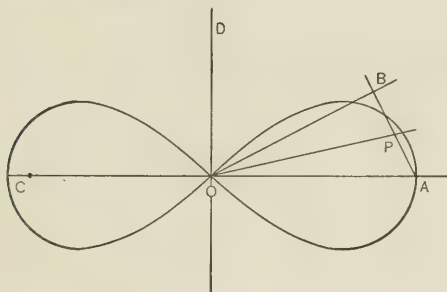


Fig. 86.

It is the inverse of the rectangular hyperbola, with reference to its center as center of inversion, and also its pedal with respect to the center.

The area of the curve is a^2 .

THE CYCLOID.

280. The cycloid is the path described by a point on the circumference of a circle which is supposed to roll upon a fixed straight line.

Let A and A' be the positions of the generating point when in contact with the fixed line after one

complete revolution of the circle. Then AA' is equal to the circumference of the circle.

The circumference of a circle may be obtained in length in this way. Wrap a strip of paper round a circular object, e. g., the cylinder in Kindergarten gift No. II., and mark off two coincident points. Unfold the paper and fold through the points. Then the straight line between the two points is equal to the circumference corresponding to the diameter of the cylinder.

By proportion, the circumference corresponding to any diameter can be found and *vice versa*.

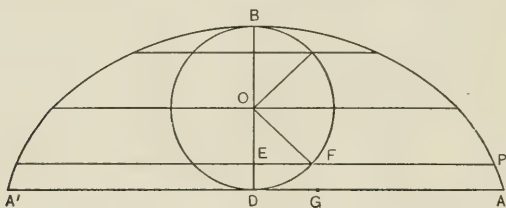


Fig. 87.

Bisect AA' in D and draw DB at right angles to AA' , and equal to the diameter of the generating circle.

Then A , A' and B are points on the curve.

Find O the middle point of BD .

Fold a number of radii of the generating circle through O dividing the semi-circumference to the right into equal arcs, say, four.

Divide AD into the same number of equal parts.

Through the ends of the diameters fold lines at right angles to BD .

Let EF be one of these lines, F being the end of a radius, and let G be the corresponding point of section of AD , commencing from D . Mark off FP equal to GA or to the length of arc BF .

Then P is a point on the curve.

Other points corresponding to other points of section of AD may be marked in the same way.

The curve is symmetric to the axis BD and corresponding points on the other half of the curve can be marked by folding on BD .

The length of the curve is 4 times BD and its area 3 times the area of the generating circle.

THE TROCHOID.

281. If as in the cycloid, a circle rolls along a straight line, any point in the plane of the circle but not on its circumference traces out the curve called a trochoid.

THE EPICYCLOID.

282. An epicycloid is the path described by a point on the circumference of a circle which rolls on the circumference of another fixed circle touching it on the outside.

THE HYPOCYCLOID.

283. If the rolling circle touches the inside of the fixed circle, the curve traced by a point on the circumference of the former is a hypocycloid.

When the radius of the rolling circle is a sub-multiple of the fixed circle, the circumference of the latter has to be divided in the same ratio.

These sections being divided into a number of equal parts, the position of the center of the rolling circle and of the generating point corresponding to each point of section of the fixed circle can be found by dividing the circumference of the rolling circle into the same number of equal parts.

THE QUADRATRIX.*

284. Let $OACB$ be a square. If the radius OA of a circle rotate uniformly round the center O from the position OA through a right angle to OB and if in the same time a straight line drawn perpendicular to OB move uniformly parallel to itself from the position OA to BC ; the locus of their intersection will be the quadratrix.

This curve was invented by Hippias of Elis (420 B. C.) for the multisection of an angle.

If P and P' are points on the curve, the angles AOP and AOP' are to one another as the ordinates of the respective points.

THE SPIRAL OF ARCHIMEDES.

285. If the line OA revolve uniformly round O as center, while point P moves uniformly from O along OA , then the point P will describe the spiral of Archimedes.

* Beman and Smith's translation of Klein's *Famous Problems of Elementary Geometry*, p. 57.

Catalogue of Publications
of the
Open Court Publishing Company

Chicago, Monon Building, 324 Dearborn St.

London, Kegan Paul, Trench, Trübner & Co.

SUNDARA ROW, T.

GEOMETRICAL EXERCISES IN PAPER-FOLDING.

With Half-Tones from Photographs of Exercises. Pages, x + 148.
Cloth, \$1.00 net (4s. 6d. net).

COPE, E. D.

THE PRIMARY FACTORS OF ORGANIC EVOLUTION.

121 cuts. Pp. xvi, 547. Cloth, \$2.00 (10s.).

MÜLLER, F. MAX.

THREE INTRODUCTORY LECTURES ON THE SCIENCE OF THOUGHT.

128 pages. Cloth, 75c (3s. 6d.).

THREE LECTURES ON THE SCIENCE OF LANGUAGE.

112 pages. 2nd Edition. Cloth, 75c (3s. 6d.).

ROMANES, GEORGE JOHN.

DARWIN AND AFTER DARWIN.

Three Vols., \$4.00. Singly, as follows:

1. THE DARWINIAN THEORY. 460 pages. 125 illustrations. Cloth, \$2.00.
2. POST-DARWINIAN QUESTIONS. Heredity and Utility. Pp. 338. \$1.50.
3. POST-DARWINIAN QUESTIONS. Isolation and Physiological Selection. Pp. 181. \$1.00.

AN EXAMINATION OF WEISMANNISM.

236 pages. Cloth, \$1.00.

THOUGHTS ON RELIGION.

Third Edition, Pages, 184. Cloth, gilt top, \$1.25.

SHUTE, DR. D. KERFOOT.

FIRST BOOK IN ORGANIC EVOLUTION.

9 colored plates, 39 cuts. Pp. xvi + 285. Price, \$2.00 (7s. 6d.).

MACH, ERNST.

THE SCIENCE OF MECHANICS.

Trans. by T. J. McCORMACK. 2nd ed. 250 cuts. 540 pages. \$1.75 net (7s. 6d.).

POPULAR SCIENTIFIC LECTURES.

Third Edition. 415 pages. 59 cuts. Cloth, gilt top. \$1.50 (7s. 6d.).

THE ANALYSIS OF THE SENSATIONS.

Pp. 208. 37 cuts. Cloth, \$1.25 (6s. 6d.).

LAGRANGE, JOSEPH LOUIS.

LECTURES ON ELEMENTARY MATHEMATICS.

With portrait of the author. Pp. 172. Price, \$1 00 (5s.).

DE MORGAN, AUGUSTUS.

ON THE STUDY AND DIFFICULTIES OF MATHEMATICS.

New Reprint edition with notes. Pp. viii + 288. Cloth, \$1.25 (5s.).

ELEMENTARY ILLUSTRATIONS OF THE DIFFERENTIAL AND INTEGRAL CALCULUS.

New reprint edition. Price, \$1.00 (5s.).

FINK, KARL.

A BRIEF HISTORY OF MATHEMATICS.

Trans. by W. W. Beman and D. E. Smith. Pp., 333. Cloth, \$1.50 (5s. 6d.).

SCHUBERT, HERMANN.

MATHEMATICAL ESSAYS AND RECREATIONS.

Pp. 149. Cuts, 37. Cloth, 75c (3s. 6d.).

HUC AND GABET, MM.

TRAVELS IN TARTARY, THIBET AND CHINA.

100 engravings. Pp 28 + 660. 2 vols. \$2.00 (10s.). One vol., \$1.25 (5s.).

CARUS, PAUL.

THE HISTORY OF THE DEVIL, AND THE IDEA OF EVIL.

311 Illustrations. Pages, 500. Price, \$6.00 (30s.).

THE CROWN OF THORNS.

A Story of the Time of Christ. Illustrated. Pages, 73. Cloth, 75c net (3s. 6d. net).

EROS AND PSYCHE.

After Apuleius. Illustrations by Paul Thumann. Pp. 125. Cl., \$1.50 (6s.).

WHENCE AND WHITHER?

An Inquiry into the Nature of the Soul. 196 pages. Cloth, 75c (3s. 6d.).

THE ETHICAL PROBLEM.

Second edition, revised and enlarged. 351 pages. Cloth, \$1.25 (6s. 6d.).

FUNDAMENTAL PROBLEMS.

Second edition, revised and enlarged. 372 pp. Cl., \$1.50 (7s. 6d.).

HOMILIES OF SCIENCE.

317 pages. Cloth, Gilt Top, \$1.50 (7s. 6d.).

THE IDEA OF GOD.

Fourth edition. 32 pages. Paper, 15c (9d.).

THE SOUL OF MAN.

2nd ed. 182 cuts. 482 pages. Cloth, \$1.50 (6s. net).

THE CHIEF'S DAUGHTER.

A Legend of Niagara. Illustrated. Pp. 54. Cloth, \$1.00.

TRUTH IN FICTION. TWELVE TALES WITH A MORAL.

White and gold binding, gilt edges. Pp. 111. \$1.00 (5s.).

THE RELIGION OF SCIENCE.

Second, extra edition. Pp. 103. Cloth, 50c (2s. 6d.).

PRIMER OF PHILOSOPHY

240 pages. Third Edition. Cloth, \$1.00 (5s.).

THE GOSPEL OF BUDDHA. According to Old Records.

Sixth Edition. Pp. 275. Cloth, \$1.00 (5s.). In German, \$1.25 (6s. 6d.).

BUDDHISM AND ITS CHRISTIAN CRITICS.

Pages, 311. Cloth, \$1.25 (6s. 6d.).

KARMA. A STORY OF EARLY BUDDHISM.

Illustrated by Japanese artists. Crêpe paper, 75c (3s. 6d.).

NIRVANA: A STORY OF BUDDHIST PSYCHOLOGY.

Japanese edition, like *Karma*. \$1.00 (4s. 6d.).

LAO-TZE'S TAO TEH KING.

Chinese-English. Pp. 360. Cloth, \$3.00 (15s.).

CORNILL, CARL HEINRICH.

THE PROPHETS OF ISRAEL.

Pp., 200. Cloth, \$1.00 (5s.).

HISTORY OF THE PEOPLE OF ISRAEL.

Pp. vi + 325. Cloth, \$1.50 (7s. 6d.).

POWELL, J. W.

TRUTH AND ERROR; or, the Science of Intellection.

Pp. 423. Cloth, \$1.75 (7s. 6d.).

RIBOT, TH.

THE PSYCHOLOGY OF ATTENTION.

THE DISEASES OF PERSONALITY.

THE DISEASES OF THE WILL.

Cloth, 75 cents each (3s. 6d.). *Full set, cloth, \$1.75 (9s.).*

EVOLUTION OF GENERAL IDEAS.

Pp. 231. Cloth, \$1.25 (5s.).

- BUDGE, DR. E. A. WALLIS.**
THE BOOK OF THE DEAD.
 3 vols. 420 new vignettes. Crown 8vo. Cloth, \$3.75 net.
- HUTCHINSON, WOODS.**
THE GOSPEL ACCORDING TO DARWIN.
 Pp. xii + 241. Price, \$1.50 (6s.).
- FREYTAG, GUSTAV.**
THE LOST MANUSCRIPT. A Novel.
 2 vols. 953 pages. Extra cloth, \$4.00 (21s). One vol., cl., \$1.00 (5s.).
- MARTIN LUTHER.**
 Illustrated. Pp. 130. Cloth, \$1.00 (5s.).
- AÇVAGHOSHA.**
DISCOURSE ON THE AWAKENING OF FAITH in the Mahâyâna.
 From the Chinese by T. Suzuki. Pp., 176. Cl., \$1.25 (5s. 6d.).
- TRUMBULL, M. M.**
THE FREE TRADE STRUGGLE IN ENGLAND.
 Second Edition. 296 pages. Cloth, 75c (3s. 6d.).
- WHEELBARROW: ARTICLES AND DISCUSSIONS ON THE LABOR QUESTION.**
 With portrait of the author. 303 pages. Cloth, \$1.00 (5s.).
- GOETHE AND SCHILLER'S XENIONS.**
 Translated by Paul Carus. Album form. Pp. 162. Cl., \$1.00 (5s.).
- OLDENBERG, H.**
ANCIENT INDIA: ITS LANGUAGE AND RELIGIONS.
 Pp. 110. Cloth, 50c (2s. 6d.).
- CONWAY, MONCURE D.**
SOLOMON, AND SOLOMONIC LITERATURE.
 Pp. 243. Cloth, \$1.50 (6s.).
- DEDEKIND, R.**
ESSAYS ON THE THEORY OF NUMBER.
 Trans. by W. W. Beman. Pp. 115. Cl., 75 cents (3s. 6d.).
- GARBE, RICHARD.**
THE REDEMPTION OF THE BRAHMAN. A TALE OF HINDU LIFE.
 Laid paper. Gilt top. 96 pages. Price, 75c (3s. 6d.).
- THE PHILOSOPHY OF ANCIENT INDIA.**
 Pp. 89. Cloth, 50c (2s. 6d.).
- HUEPPE, FERDINAND.**
THE PRINCIPLES OF BACTERIOLOGY.
 28 Woodcuts. Pp. x + 467. Price, \$1.75 (9s.).
- LÉVY-BRUHL, PROF. L.**
HISTORY OF MODERN PHILOSOPHY IN FRANCE.
 23 Portraits. Handsomely bound. Pp. 500. Price, \$3.00 (12s.).
- TOPINARD, DR. PAUL.**
SCIENCE AND FAITH.
 Pp. 374. Cloth, \$1.50 (6s. 6d.).
- BINET, ALFRED.**
THE PSYCHOLOGY OF REASONING.
 Pp. 193. Cloth, 75c (3s. 6d.).
- THE PSYCHIC LIFE OF MICRO-ORGANISMS.**
 Pp. 135. Cloth, 75c (3s. 6d.).

N. B. Send for our large **ILLUSTRATED CATALOGUE**, containing full details of our publications and of our two magazines, *The Open Court* and *The Monist*.

The Religion of Science Library.

Bi-monthly reprints of standard works, philosophical classics, etc. Yearly, \$1.50. Separate copies according to prices quoted.

- No. 1. *The Religion of Science.* By PAUL CARUS. 25c (1s. 6d.).
2. *Three Introductory Lectures on the Science of Thought.* By F. MAX MÜLLER. 25c (1s. 6d.).
3. *Three Lectures on the Science of Language.* F. MAX MÜLLER. 25c (1s. 6d.).
4. *The Diseases of Personality.* By TH. RIBOT. 25c (1s. 6d.).
5. *The Psychology of Attention.* By TH. RIBOT. 25c (1s. 6d.).
6. *The Psychic Life of Micro-Organisms.* By ALFRED BINET. 25c (1s. 6d.).
7. *The Nature of the State.* By PAUL CARUS. 15c (9d.).
8. *On Double Consciousness.* By ALFRED BINET. 15c (9d.).
9. *Fundamental Problems.* By PAUL CARUS. 50c (2s. 6d.).
10. *The Diseases of the Will.* By TH. RIBOT. 25c (1s. 6d.).
11. *The Origin of Language.* By LUDWIG NOIRE. 15c (9d.).
12. *The Free Trade Struggle in England.* M. M. TRUMBULL. 25c (1s. 6d.).
13. *Wheelbarrow on the Labor Question.* By M. M. TRUMBULL. 35c (2s.).
14. *The Gospel of Buddha.* By PAUL CARUS. 35c (2s.).
15. *The Primer of Philosophy.* By PAUL CARUS. 25c (1s. 6d.).
16. *On Memory, and The Specific Energies of the Nervous System.* By PROF. EWALD HERING. 15c (9d.).
17. *The Redemption of the Brahman. Tale of Hindu Life.* By RICHARD GARBE. 25c (1s. 6d.).
18. *An Examination of Weismannism.* By G. J. ROMANES. 35c (2s.).
19. *On Germinal Selection.* By AUGUST WEISMANN. 25c (1s. 6d.).
20. *Lovers Three Thousand Years Ago.* By T. A. GOODWIN. (Out of print.)
21. *Popular Scientific Lectures.* By ERNST MACH. 50c (2s. 6d.).
22. *Ancient India: Its Language and Religions.* By H. OLDENBERG. 25c (1s. 6d.).
23. *The Prophets of Israel.* By PROF. C. H. CORNILL. 25c (1. 6d.).
24. *Homilies of Science.* By PAUL CARUS. 35c (2s.).
25. *Thoughts on Religion.* By G. J. ROMANES. 50c (2s. 6d.).
26. *The Philosophy of Ancient India.* By PROF. RICHARD GARBE. 25c (1s. 6d.).
27. *Martin Luther.* By GUSTAV FREYTAG. 25c (1s. 6d.).
28. *English Secularism.* By GEORGE JACOB HOLYOAKE. 25c (1s. 6d.).
29. *On Orthogenesis.* By TH. EIMER. 25c (1s. 6d.).
30. *Chinese Philosophy.* By PAUL CARUS. 25c (1s. 6d.).
31. *The Lost Manuscript.* By GUSTAV FREYTAG. 60c (3s.).
32. *A Mechanico-Physiological Theory of Organic Evolution.* By CARL VON NAEGELI. 15c (9d.).
33. *Chinese Fiction.* By DR. GEORGE T. CANDLIN. 15c (9d.).
34. *Mathematical Essays and Recreations.* By H. SCHUBERT. 25c (1s. 6d.).
35. *The Ethical Problem.* By PAUL CARUS. 50c (2s. 6d.).
36. *Buddhism and Its Christian Critics.* By PAUL CARUS. 50c (2s. 6d.).
37. *Psychology for Beginners.* By HIRAM M. STANLEY. 20c (1s.).
38. *Discourse on Method.* By DESCARTES. 25c (1s. 6d.).
39. *The Dawn of a New Era.* By PAUL CARUS. 15c (9d.).
40. *Kant and Spencer.* By PAUL CARUS. 20c (1s.).
41. *The Soul of Man.* By PAUL CARUS. 75c (3s. 6d.).
42. *World's Congress Addresses.* By C. C. BONNEY. 15c (9d.).
43. *The Gospel According to Darwin.* By WOODS HUTCHINSON. 50c (2s. 6d.).
44. *Whence and Whither.* By PAUL CARUS. 25c (1s. 6d.).
45. *Enquiry Concerning Human Understanding.* By DAVID HUME. 25c (1s. 6d.).
46. *Enquiry Concerning the Principles of Morals.* By DAVID HUME. 25c (1s. 6d.).
47. *The Psychology of Reasoning.* By ALFRED BINET. 25c (1s. 6d.).
48. *The Principles of Human Knowledge.* By GEORGE BERKELEY. 25c (1s. 6d.).
49. *Three Dialogues Between Hylas and Philonous.* By GEORGE BERKELEY. 25c (1s. 6d.).
50. *Public Worship: A Study in the Psychology of Religion.* By JOHN P. HYLAN. 25c (1s. 6d.).
51. *Descartes' Meditations, with Selections from the Principles.* 35c (1s. 6d.).
52. *Kant's Prolegomena.* 50c (2s. 6d.). (In preparation.)

The Open Court Publishing Company

2337

